







REGION: MBEYA		<b>AGGREY</b>				DISTRICT: MBEYA CC																	
SCHOOL INDIVIDUAL PERFORMANCE ANALYSIS																							
SCHOOL AVERAGE		36.2		CATEGORY		BELOW 40		GRADE		B													
GRADE/MARKS		GRADE ANALYSIS VS PERCENTAGE																					
		MATH		KISW		ENG		SCI		SST		CME											
A [41 - 50]		4	10%	29	74%	12	31%	4	10%	24	62%	19	49%										
B [31 - 40]		10	26%	9	23%	22	56%	15	38%	15	38%	17	44%										
C [21 - 30]		15	38%	1	3%	4	10%	16	41%	0	0%	2	5%										
D [11 - 20]		9	23%	0	0%	1	3%	3	8%	0	0%	1	3%										
E [01 - 10]		1	3%	0	0%	0	0%	1	3%	0	0%	0	0%										
SUBJECT RANKING				OVERALL GRADE ANALYSIS																			
KISWAHILI		42.2	84%	1		GRADES		BOYS		GIRLS		TOTAL		PASS%									
SOCIAL STUDIES		41.3	83%	2		A [41 - 50]		4		1		5		13%									
CIVIC AND MORAL EDUCATION		38.9	78%	3		B [31 - 40]		13		17		30		77%									
ENGLISH		37.3	75%	4		C [21 - 30]		0		4		4		10%									
SCIENCE		30.8	62%	5		D [11 - 20]		0		0		0		0%									
MATHEMATICS		26.8	54%	6		E[01 - 10]		0		0		0		0%									
SAT		39		100%		<table border="1"> <thead> <tr> <th colspan="4">PASS % BY SEX</th> </tr> <tr> <td colspan="2">17</td> <td colspan="2">22</td> </tr> </thead> <tbody> <tr> <td></td> <td>46%</td> <td></td> <td>54%</td> </tr> </tbody> </table>						PASS % BY SEX				17		22			46%		54%
PASS % BY SEX																							
17		22																					
	46%		54%																				
ABSENTEES		0		0%																			
PASSED		39		100%																			
FAILED		0		0%																			

NO	NAME	SEX	MATH		KISW		ENG		SCI		SST		CME		TOTAL	AVG	GRADE	POS
1	ELISHAMA EDWIN URIO	M	41	A	46	A	42	A	43	A	48	A	42	A	262	43.7	A	1
2	DAVID ANAEL KAAYA	M	38	B	46	A	42	A	43	A	48	A	43	A	260	43.3	A	2
3	ANAHERI NOAH MPALILE	F	43	A	43	A	41	A	40	B	46	A	44	A	257	42.8	A	3
4	JONATHAN NATHAN KASEGE	M	43	A	44	A	43	A	42	A	40	B	42	A	254	42.3	A	4
5	BISMARCK NSUBISI MWAKILA	M	37	B	45	A	41	A	38	B	39	B	43	A	243	40.5	A	5
6	JUNIOR SAMWEL MWASHINGA	M	33	B	46	A	39	B	40	B	43	A	41	A	242	40.3	B	7
7	MESHACK NICKO SANGA	M	36	B	46	A	30	C	40	B	47	A	43	A	242	40.3	B	7
8	WILIBATI GABRIEL MWAKAJILA	M	41	A	47	A	36	B	30	C	44	A	44	A	242	40.3	B	7
9	DANIEL ZAWADI NYEKELELA	M	34	B	33	B	43	A	44	A	45	A	42	A	241	40.2	B	9
10	GLORY LUCAS MWANSABA	F	32	B	40	B	42	A	38	B	46	A	42	A	240	40.0	B	10
11	DANIEL ANTHONY MKOLELWA	M	31	B	47	A	37	B	36	B	43	A	39	B	233	38.8	B	11.5
12	KARAMA HEMEDI MHAGAMA	M	30	C	46	A	39	B	36	B	44	A	38	B	233	38.8	B	11.5
13	DAINESI KEPHASI MWANSASU	F	35	B	44	A	35	B	26	C	44	A	44	A	228	38.0	B	13
14	WILLIAM PATRICK SHONGA	M	37	B	44	A	35	B	24	C	42	A	44	A	226	37.7	B	14
15	BEATRICE DANKEN MWALYEGO	F	24	C	46	A	38	B	30	C	47	A	37	B	222	37.0	B	15.5
16	DOREEN ANANIA NDALETA	F	22	C	44	A	36	B	34	B	40	B	46	A	222	37.0	B	15.5
17	ISAKWISA REUBEN KAMINYOGE	M	26	C	44	A	40	B	27	C	47	A	37	B	221	36.8	B	18
18	CATHELINI NOVATUS THOBIAS	F	18	D	46	A	42	A	35	B	42	A	38	B	221	36.8	B	18
19	GRACE JAMES SILAYO	F	29	C	41	A	42	A	25	C	45	A	39	B	221	36.8	B	18
20	KELLY SHAIBU SAID	M	24	C	45	A	36	B	37	B	35	B	42	A	219	36.5	B	21
21	CATHERINE SAMWEL MBWIGA	F	16	D	48	A	41	A	31	B	43	A	40	B	219	36.5	B	21
22	SILWIZI ADAMSON MWANDOJE	F	30	C	34	B	40	B	34	B	40	B	41	A	219	36.5	B	21

NO	NAME	SEX	MATH		KISW		ENG		SCI		SST		CME		TOTAL	AVG	GRADE	POS
23	CHRISTIAN DENNIS MWAKINYONGE	M	36	B	40	B	43	A	28	C	35	B	35	B	217	36.2	B	23.5
24	CHRISTER OBADIA HARRISON	F	22	C	48	A	37	B	26	C	42	A	42	A	217	36.2	B	23.5
25	CRENCE BERNARD MWAILENGE	M	22	C	42	A	35	B	29	C	46	A	41	A	215	35.8	B	25.5
26	SALOME FRANCIS MAPUNDA	F	26	C	38	B	36	B	40	B	34	B	41	A	215	35.8	B	25.5
27	VIVIAN NSAJIGWA MWAKUBALI	F	18	D	48	A	39	B	26	C	44	A	37	B	212	35.3	B	27
28	FAITH ALBERTO MWAMLENGA	F	23	C	45	A	41	A	21	C	37	B	36	B	203	33.8	B	28
29	JOAN ERASMO KWEPA	F	19	D	42	A	39	B	27	C	34	B	41	A	202	33.7	B	29.5
30	MELISA ALEX MWAIKUNDA	F	30	C	42	A	28	C	28	C	35	B	39	B	202	33.7	B	29.5
31	BUNES JOSTER SOKOINE	F	21	C	35	B	30	C	33	B	42	A	40	B	201	33.5	B	31
32	BRUNO DAUDI MBONGO	M	25	C	44	A	36	B	23	C	32	B	40	B	200	33.3	B	32.5
33	NEEMA STIVIN SANGA	F	25	C	33	B	39	B	27	C	41	A	35	B	200	33.3	B	32.5
34	ALICE RAPHAEL NGADAYA	F	12	D	32	B	39	B	32	B	44	A	32	B	191	31.8	B	34
35	MAMATI SHOLA PAPA	M	13	D	43	A	36	B	17	D	37	B	40	B	186	31.0	B	35
36	VENANSIA NOLBETI SIWITI	F	13	D	45	A	35	B	17	D	33	B	37	B	180	30.0	C	36
37	FROLA FRANK MGUMBA	F	17	D	41	A	30	C	10	E	41	A	28	C	167	27.8	C	37
38	BLESSING MATHIAS LAURENCE	F	15	D	39	B	33	B	18	D	39	B	22	C	166	27.7	C	38
39	BLESS SAMWEL BARAKA	F	7	E	24	C	20	D	26	C	38	B	20	D	135	22.5	C	39