











REGION: MARA		<b>AMANI</b>		BAND	
DISTRICT: MUSOMA		SCHOOL AVERAGE	264.3	CATEGORY	
2					
BELOW 40					
SUBJECT PERFORMANCE ANALYSIS					
SUBJECT NAME	AVG	%	RNK	<b>KISWAHILI</b>  <b>ENGLISH</b>  <b>SCIENCE</b>  <b>MATHEMATICS</b>  <b>SOCIAL STUDIES</b>  <b>CIVIC &amp; MORAL</b> 	
ENGLISH	46.1	92%	1		
KISWAHILI	45.1	90%	2		
SCIENCE	44.4	89%	3		
MATHEMATICS	43.6	87%	4		
SOCIAL STUDIES	43.2	86%	5		
CIVIC & MORAL	41.8	84%	6		
BOYS/GIRLS PASS RATE	STD	AVG	%	<b>BOYS</b>  <b>GIRLS</b> 	
BOYS	20	0.55	55%		
GIRLS	16	0.45	45%		
GRADE ANALYSIS SUMMARY					
SUBJECT NAME/GRADE	A	B	C	D	E
MATHEMATICS	33	3	0	0	0
KISWAHILI	35	1	0	0	0
ENGLISH	36	0	0	0	0
SCIENCE	36	0	0	0	0
SOCIAL STUDIES	28	8	0	0	0
CIVIC AND MORAL	20	15	0	0	0
OVERALL GRADE ANALYSIS	NO.	SEATED	%		
A	35	36	97%		
B	1		3%		
C	0		0%		
D	0	0	0%		
E	0		0%		
BOY'S VS GIRLS' PASSRATE (%)					
<b>BOYS</b>  <b>55%</b> <b>GIRLS</b>  <b>45%</b>					
OVERALL PERFORMANCE ANALYSIS					
REGISTERED	36	100%			
SEATED	36	100%			
ABSENTEES	0	0%			
PASSED	36	100%			
FAILED	0	0%			
SCHOOL POSITION	8				
TOTAL SCHOOLS	90				

INDEX	NAME	SEX	MATHEMATICS		KISWAHILI		ENGLISH		SCIENCE		SOCIAL STUDIES		CIVIC & MORAL		TOTAL	AVERAGE	OVR GRADE	SCH POSITION	OVERALL POSITION
1	THEREZA MASWE	F	50	A	50	A	50	A	46	A	48	A	47	A	291	49	A	1	74
2	AMOS JAPHET	M	45	A	50	A	50	A	48	A	47	A	46	A	286	48	A	2	149.5
3	MARYMAROBA REGATA	F	46	A	50	A	47	A	46	A	45	A	48	A	282	47	A	3	257
4	LUCKYSON CHANGULU	M	48	A	44	A	50	A	48	A	46	A	45	A	281	47	A	4	288
5	FIBE ELIUD	F	46	A	50	A	48	A	48	A	45	A	42	A	279	47	A	6	346
6	MECKTILDA JOSEPH	F	44	A	48	A	50	A	45	A	45	A	47	A	279	47	A	6	346
7	GABRIEL EMMANUEL	M	48	A	44	A	47	A	47	A	46	A	46	A	278	46	A	7	379.5
8	NORBETI CHARLES	M	46	A	46	A	44	A	47	A	50	A	42	A	275	46	A	8	475
9	EINSTEIN MAIGA	M	50	A	43	A	47	A	45	A	45	A	44	A	274	46	A	9	512.5
10	ANGELINA DOMINICK	F	41	A	50	A	50	A	45	A	43	A	44	A	273	46	A	10	555.5
11	DARIO MSAFIRI	M	50	A	45	A	45	A	46	A	42	A	42	A	270	45	A	11	686.5
12	VANESSA FREDRICK	F	45	A	44	A	47	A	45	A	44	A	44	A	269	45	A	12	728.5
13	MARIUM ALEX	F	43	A	48	A	45	A	44	A	43	A	44	A	267	45	A	14	818.5
14	WAMBULA MONGE	F	44	A	47	A	47	A	44	A	45	A	40	B	267	45	A	14	818.5
15	EZEKIEL JOSEPH	M	43	A	46	A	45	A	46	A	44	A	42	A	266	44	A	15	866
16	AGNESS MPERWA	F	42	A	45	A	50	A	43	A	45	A	40	B	265	44	A	17	914.5
17	MARTHA MAJURA	F	42	A	46	A	48	A	43	A	42	A	44	A	265	44	A	17	914.5
18	JOSEPH FREDY	M	45	A	45	A	43	A	42	A	48	A	40	B	263	44	A	18	1008
19	ANNA RUGOYE	F	40	B	48	A	45	A	44	A	40	B	44	A	261	44	A	20	1099.5
20	COSMAS DANIEL	M	43	A	44	A	46	A	43	A	41	A	44	A	261	44	A	20	1099.5
21	HESHA MAGWARI	F	41	A	44	A	48	A	45	A	44	A	38	B	260	43	A	22	1150
22	MINZA JAPHET	F	43	A	45	A	45	A	45	A	42	A	40	B	260	43	A	22	1150

INDEX	NAME	SEX	MATHEMATICS		KISWAHILI		ENGLISH		SCIENCE		SOCIAL STUDIES		CIVIC & MORAL		TOTAL	AVERAGE	OVR GRADE	SCH POSITION	OVERALL POSITION
23	SYLIVANOS PETER	M	42	A	43	A	46	A	43	A	42	A	44	A	260	43	A	22	1150
24	RAHEL YOHANA	F	42	A	44	A	46	A	45	A	42	A	38	B	257	43	A	24	1294
25	EVANCE PROJESTUS	M	40	B	41	A	46	A	46	A	40	B	43	A	256	43	A	26	1348.5
26	VALENTINE DANIEL	M	43	A	43	A	45	A	42	A	41	A	42	A	256	43	A	26	1348.5
27	AMRAN MOHAMED	M	42	A	42	A	45	A	44	A	42	A	40	B	255	43	A	28	1404
28	ROBERT FRANK	M	41	A	44	A	45	A	43	A	40	B	42	A	255	43	A	28	1404
29	BENJAMIN PIUS	M	42	A	43	A	48	A	43	A	40	B	38	B	254	42	A	30	1465
30	ELIZABETH DEODATUS	F	42	A	42	A	44	A	42	A	44	A	40	B	254	42	A	30	1465
31	EZEKIEL BARAKA	M	41	A	43	A	42	A	43	A	44	A	40	B	253	42	A	32	1533.5
32	PAUL S. CHIBUGA	M	44	A	47	A	43	A	43	A	40	B	36	B	253	42	A	32	1533.5
33	JUNIOR JIRAGI	M	42	A	47	A	41	A	44	A	40	B	38	B	252	42	A	33	1587.5
34	PAUL STEVEN	M	43	A	42	A	44	A	44	A	40	B	37	B	250	42	A	34	1685
35	EMMYLIA DEODATUS	F	41	A	40	B	43	A	41	A	42	A	38	B	245	41	A	35	1951
36	SELEMAN IDDY	M	40	B	42	A	43	A	42	A	38	B	36	B	241	40	B	36	2181