
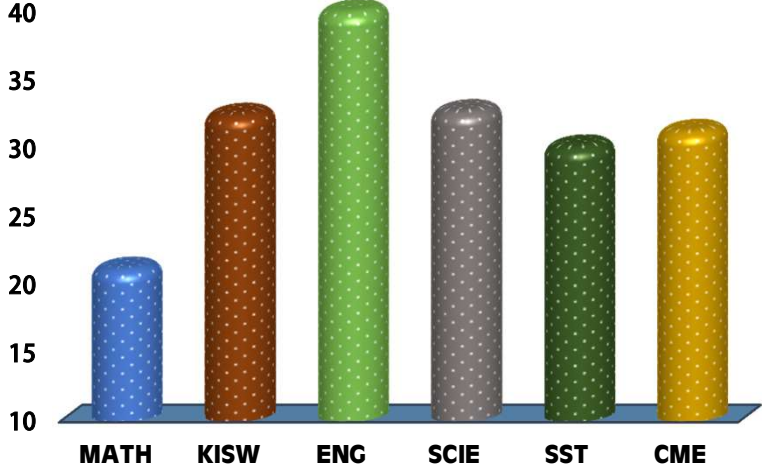


		<h1>ASSUMPTION</h1>				
REGION: ARUSHA		SCHOOL AVERAGE:		31.4	DISTRICT: ARUSHA	
SUBJECT AND GRADE PERFORMANCE ANALYSIS						
SUBJECT RANKING						
ENGLISH	40.8	82%	1			
SCIENCE	32.7	65%	2			
KISWAHILI	32.4	65%	3			
CIVIC AND MORAL EDUCATION	31.2	62%	4			
SOCIAL STUDIES	30.1	60%	5			
MATHEMATICS	21.2	42%	6			
SUBJECT GRADE ANALYSIS						
SUBJECT/GRADE	A	B	C	D	F	
MATHEMATICS	3	2	11	19	0	
KISWAHILI	0	28	10	0	0	
ENGLISH	21	17	0	0	0	
SCIENCE	3	20	14	1	0	
SOCIAL STUDIES	1	16	21	0	0	
CIVIC AND MORAL	4	19	13	2	0	
OVERALL GRADE ANALYSIS						
A	2	38			2%	
B	22				27%	
C	14				17%	
D	0				0%	
F	0				0%	
CHART SUBJECT ANALYSIS						
						
BOYS VS GIRLS PERFORMANCE						
		SAT			SAT	TOTAL
		17			21	38
30%			32%			
SEATED						
ABSENTEES						
PASSED						
FAILED						

NO	NAME	SEX	MATH		KISW		ENG		SCI		SST		CME		TOTAL	AVG	GRADE	POS
1	VANESSA P. EMMANUEL	F	45	A	40	B	47	A	44	A	44	A	42	A	262	43.7	A	1
2	KELVIN C. SEMBULA	M	43	A	35	B	44	A	46	A	39	B	44	A	251	41.8	A	2
3	DEOGRATIUS R. MAGESA	M	43	A	36	B	44	A	40	B	34	B	39	B	236	39.3	B	3
4	DORCAS I. MINJA	F	34	B	35	B	43	A	36	B	37	B	39	B	224	37.3	B	4
5	NYIKUMI NYACHERI NYOMINZA	F	29	C	33	B	43	A	35	B	34	B	45	A	219	36.5	B	5
6	BRIAN MICHAEL MREMA	M	31	B	37	B	43	A	38	B	35	B	32	B	216	36.0	B	6.5
7	MONICA VICENT THOMAS	F	23	C	37	B	46	A	37	B	32	B	41	A	216	36.0	B	6.5
8	ELYON E. GURISHA	F	28	C	32	B	43	A	42	A	33	B	34	B	212	35.3	B	8
9	NEEMA MUSA MWAMBENE	F	19	D	30	C	47	A	38	B	33	B	39	B	206	34.3	B	9
10	ANGELINA L. MAGANGA	F	18	D	34	B	44	A	40	B	33	B	34	B	203	33.8	B	11
11	GERTRUDE E. MZAVA	F	30	C	30	C	44	A	35	B	29	C	35	B	203	33.8	B	11
12	NUZATH AMIDU KOMBO	F	29	C	33	B	38	B	37	B	30	C	35	B	202	33.7	B	12
13	BEAUTY H. MBOYA	F	25	C	31	B	43	A	35	B	32	B	33	B	199	33.2	B	13
14	GRACE M. MTEBE	F	19	D	33	B	44	A	35	B	33	B	34	B	198	33.0	B	14
15	FRANCISCO G.MCHAKI	M	26	C	31	B	44	A	37	B	26	C	33	B	197	32.8	B	16
16	CATHERINE T. PETER	F	19	D	36	B	40	B	38	B	30	C	34	B	197	32.8	B	16
17	GLADYS J. SHIJA	F	17	D	35	B	39	B	35	B	31	B	37	B	194	32.3	B	17
18	HUMPHREY MWAURA MUGI	M	20	D	32	B	37	B	36	B	31	B	34	B	190	31.7	B	19
19	JOSHUA M. MOLLEL	M	18	D	34	B	43	A	38	B	22	C	35	B	190	31.7	B	19
20	BILTON FRANK MBOYA	M	19	D	31	B	40	B	35	B	28	C	35	B	188	31.3	B	20
21	NASRI KHERI KAGYA	M	15	D	34	B	38	B	34	B	30	C	34	B	185	30.8	B	21
22	SALOME EDMUND TUNGARAZA	F	16	D	32	B	43	A	26	C	33	B	34	B	184	30.7	B	22
23	SHARON EDES KARIA	F	26	C	30	C	41	A	33	B	30	C	23	C	183	30.5	B	24
24	JULIETH D. KILAMBA	F	23	C	35	B	42	A	31	B	25	C	27	C	183	30.5	B	24
25	SEAN R. FELIX	M	23	C	35	B	42	A	29	C	26	C	27	C	182	30.3	C	25

NO	NAME	SEX	MATH		KISW		ENG		SCI		SST		CME		TOTAL	AVG	GRADE	POS
26	BLANDINA M. ADINANI	F	12	D	37	B	40	B	29	C	28	C	32	B	178	29.7	C	26
27	NICHOLAUS M. DANIEL	M	22	C	34	B	36	B	28	C	27	C	27	C	174	29.0	C	28
28	CHARITY M. KAMBANNE	F	14	D	31	B	40	B	30	C	29	C	30	C	174	29.0	C	28
29	PETER G. MOLLEL	M	15	D	33	B	40	B	25	C	31	B	22	C	166	27.7	C	29
30	RAYMOND P. KIMATH	M	14	D	35	B	39	B	19	D	29	C	22	C	158	26.3	C	30
31	STUART CHIKIRA MINJA	M	14	D	28	C	39	B	25	C	27	C	23	C	156	26.0	C	31
32	JOEL H. MSUYA	M	7	E	34	B	34	B	22	C	31	B	27	C	155	25.8	C	32
33	FELIX KASSIM HARUNA	M	11	D	25	C	41	A	24	C	30	C	23	C	154	25.7	C	34
34	ZAKARIA A. GODWIN	M	12	D	26	C	41	A	23	C	26	C	26	C	154	25.7	C	34
35	MIRIAM E. AYUBU	F	15	D	28	C	33	B	25	C	22	C	26	C	149	24.8	C	35
36	AGAPE A. AKARROW	F	10	E	28	C	38	B	30	C	29	C	13	D	148	24.7	C	36
37	GEORGE G.KYABULO	M	12	D	28	C	33	B	30	C	21	C	22	C	146	24.3	C	37
38	REGINA ANTHONY MASANJA	F	8	E	24	C	35	B	22	C	24	C	15	D	128	21.3	C	38