
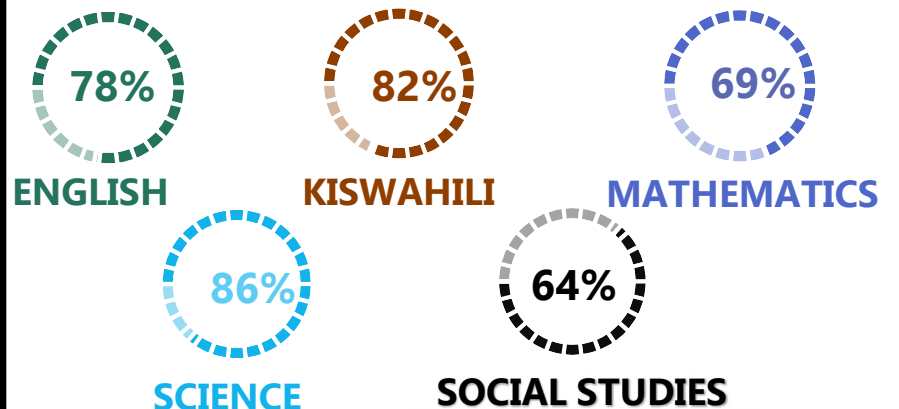
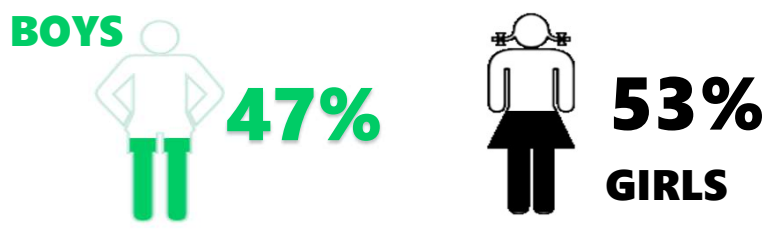
		<h1>ASSUMPTION</h1>					
REGION: ARUSHA		SCHOOL AVERAGE: 189.2			BAND 3		
DISTRICT: ARUSHA					CATEGORY		BELOW 40
SUBJECT PERFORMANCE ANALYSIS							
SUBJECT NAME		AVG	%	RNK			
SCIENCE		43.2	86%	1			
KISWAHILI		40.8	82%	2			
ENGLISH		39.0	78%	3			
MATHEMATICS		34.5	69%	4			
SOCIAL STUDIES		31.8	64%	5			
BOYS/GIRLS PASS RATE		STD	AVG	%			
BOYS		15	0.47	47%			
GIRLS		16	0.53	53%			
GRADE ANALYSIS SUMMARY						<h3 style="text-align: center;">BOYS VS GIRLS PASSRATE (%)</h3> 	
SUBJECT NAME/GRADE		A	B	C	D		E
MATHEMATICS		4	21	6	0		0
KISWAHILI		21	10	0	0		0
ENGLISH		13	18	0	0		0
SCIENCE		26	4	1	0		0
SOCIAL STUDIES		0	20	11	0	0	
OVERALL GRADE ANALYSIS		NO.	SEATED	%			
41- 45		5	31	16%			
30.5 - 40		25		81%			
20.5 - 30		1		3%			
10.5 - 20		0	0	0%			
0- 10		0		0%			
OVERALL PERFORMANCE ANALYSIS							
REGISTERED	31	100%					
SEATED	31	100%					
ABSENTEES	0	0%					
PASSED	31	100%					
FAILED	0	0%					
SCHOOL POSITION	33						
TOTAL SCHOOLS	87						

INDEX	NAME	SEX	MATHEMATICS	KISWAHILI	ENGLISH	SCIENCE	SOCIAL STUDIES	TOTAL	AVERAGE	OVR GRADE	SCH POSITION	OVERALL POSITION					
1	DEBORA DAUDI DANIEL	F	43	A	41	A	41	A	49	A	36	B	210	42	A	1	1639.5
2	JENIPHER ANDES SEIYA	F	40	B	46	A	42	A	47	A	32	B	207	41	A	2	1843.5
3	CHRISTOPHER FOCUS KIMARIO	M	42	A	39	B	42	A	45	A	36	B	204	41	A	3.5	2037
4	GLORY SHALOM JOSEPH	F	42	A	43	A	40	B	47	A	32	B	204	41	A	3.5	2037
5	MERCY MABAGALA MTEBE	F	37	B	43	A	42	A	48	A	33	B	203	41	A	5	2104.5
6	JOSEDECK EDWIN LYARO	M	39	B	43	A	42	A	44	A	34	B	202	40	B	6.5	2176.5
7	IRENE REGNALD TARIMO	F	41	A	43	A	40	B	45	A	33	B	202	40	B	6.5	2176.5
8	PATRICK KERUBIN MSOFE	M	36	B	44	A	42	A	43	A	35	B	200	40	B	8	2306
9	JENIPHER PROSPER KWAY	F	36	B	43	A	41	A	43	A	36	B	199	40	B	9.5	2373
10	SARAPHINA FREDY KWEKA	F	37	B	42	A	38	B	45	A	37	B	199	40	B	9.5	2373
11	DANIEL JUSTIN MOLLEL	M	37	B	44	A	42	A	44	A	29	C	196	39	B	11	2555
12	DATIVA JOHN MTUI	F	38	B	41	A	40	B	47	A	29	C	195	39	B	12	2614.5
13	DIEUDONNNE JULIUS MCHOMVU	M	37	B	40	B	42	A	41	A	34	B	194	39	B	13	2672
14	IRENE CHARLES MARUNDA	F	36	B	39	B	36	B	45	A	37	B	193	39	B	14.5	2725
15	RITHA DEOGRATIUS MOSHI	F	31	B	42	A	40	B	46	A	34	B	193	39	B	14.5	2725
16	CHRISTIAN MUTHUI MATHYA	M	34	B	41	A	41	A	42	A	33	B	191	38	B	16.5	2834
17	SUZANA SAMWEL MADULANGA	F	34	B	42	A	41	A	42	A	32	B	191	38	B	16.5	2834
18	INNOCENT MAPENDO SWAY	M	29	C	45	A	41	A	46	A	29	C	190	38	B	18	2884
19	ABUBAKAR MWENDA MWILIMA	M	34	B	41	A	36	B	44	A	34	B	189	38	B	19	2931.5
20	COLLINS RODGERS KANICK	M	40	B	39	B	35	B	42	A	32	B	188	38	B	20	2987
21	GLORIA JOHN SHIJA	F	34	B	39	B	38	B	46	A	30	C	187	37	B	21	3046
22	NANCY HUMPHREY MSUYA	F	25	C	42	A	41	A	46	A	31	B	185	37	B	22	3166
23	CHRISTIAN GOODLUCK MAGIGE	M	34	B	37	B	32	B	42	A	35	B	180	36	B	23	3427
24	FRANCHESCA PATRICK MBOYA	F	31	B	43	A	37	B	41	A	27	C	179	36	B	24	3471.5
25	JOSEPH JUSTIN MTUI	M	31	B	41	A	36	B	37	B	33	B	178	36	B	25	3513.5

INDEX	NAME	SEX	MATHEMATICS		KISWAHILI		ENGLISH		SCIENCE		SOCIAL STUDIES		TOTAL	AVERAGE	OVR GRADE	SCH POSITION	OVERALL POSITION
26	ETHAN FRANS DE MUNCK	M	35	B	38	B	35	B	40	B	28	C	176	35	B	26	3605.5
27	DAVID MCHARO CHAUKA	M	30	C	42	A	31	B	41	A	30	C	174	35	B	27	3698.5
28	VICENT ENOCE MWAKABEJELA	M	32	B	32	B	40	B	40	B	27	C	171	34	B	28	3832
29	EGLA RONALD MINJA	F	25	C	41	A	37	B	40	B	25	C	168	34	B	29	3955
30	DEBORA INNOCENT MINJA	F	26	C	31	B	39	B	41	A	29	C	166	33	B	30	4032
31	COLLIN ALBERT MINJA	M	23	C	38	B	38	B	29	C	24	C	152	30	C	31	4536