
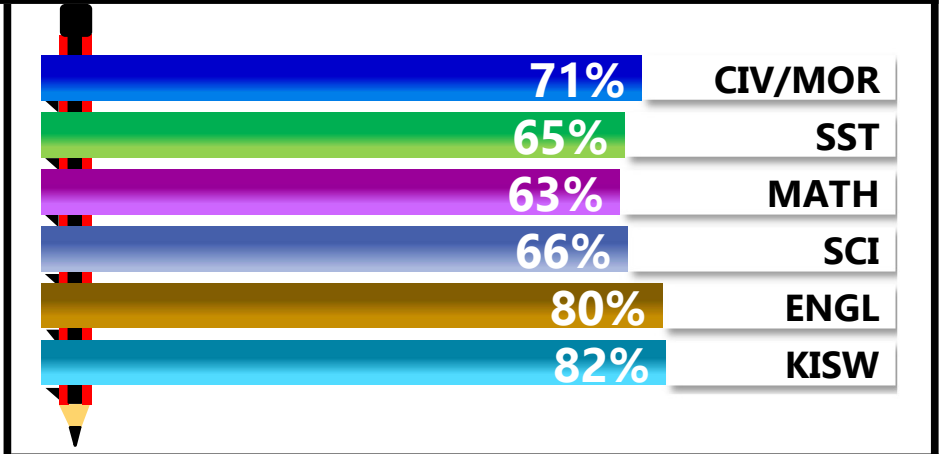
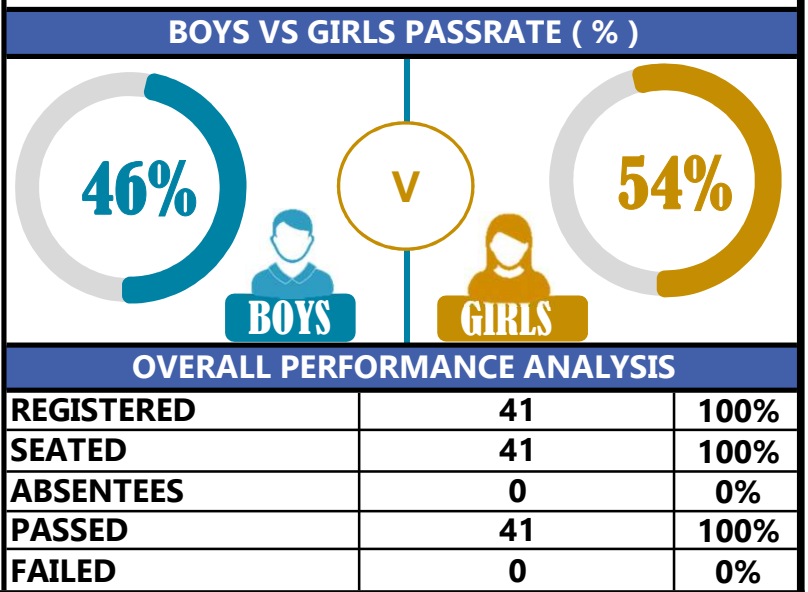
		<h1>ASSUMPTION</h1>			
REGION: ARUSHA		SCHOOL AVERAGE	213.3	OVERALL GRADE	
DISTRICT: ARUSHA MJINI				Category	
ABOVE 40					

SUBJECT PERFORMANCE ANALYSIS

SUBJECT NAME	AVG	%	RNK	
KISWAHILI	40.9	82%	1	
ENGLISH	40.0	80%	2	
CIVIC & MORAL	35.6	71%	3	
SCIENCE	32.9	66%	4	
SOCIAL STUDIES	32.4	65%	5	
MATHEMATICS	31.6	63%	6	
BOYS/GIRLS PASS RATE		STD	AVG	%
BOYS		19	0.46	46%
GIRLS		22	0.54	54%



GRADE ANALYSIS SUMMARY					
SUBJECT NAME/GRADE	A	B	C	D	E
MATHEMATICS	5	14	19	3	0
KISWAHILI	22	19	0	0	0
ENGLISH	18	22	1	0	0
SCIENCE	7	17	16	0	0
SOCIAL STUDIES	1	27	11	2	0
CIVIC AND MORAL	8	23	9	0	0
OVERALL GRADE ANALYSIS		NO.	SEATED	%	
A	9	41	22%		
B	26		63%		
C	6		15%		
D	0	0	0%		
E	0		0%		



INDEX	NAME	SEX	MATHEMATICS		KISWAHILI		ENGLISH		SCIENCE		SOCIAL STUDIES		CIVIC & MORAL		TOTAL	AVERAGE	OVERALL GRADE	SCH POSITION	OVERALL POSITION
1	MUSA JUMANNE OMARY	M	46	A	48	A	48	A	39	B	40	B	46	A	267	45	A	1	1100
2	LETICIA FULUSTAN MARANDU	F	43	A	44	A	47	A	44	A	42	A	44	A	264	44	A	2	1276
3	VERONICA JOHN MBOYE	F	42	A	37	B	48	A	47	A	40	B	43	A	257	43	A	3	1705.5
4	ALICE EVANCE MKINI	F	38	B	43	A	49	A	45	A	35	B	45	A	255	43	A	4	1826
5	ZUBERY ALLY PROSPER	M	39	B	45	A	47	A	43	A	38	B	42	A	254	42	A	5.5	1877.5
6	MERCIANA JOSEPH MZAVA	F	46	A	46	A	48	A	39	B	37	B	38	B	254	42	A	5.5	1877.5
7	SEAN RAYMON EAGLE	M	43	A	42	A	47	A	37	B	36	B	43	A	248	41	A	7.5	2201.5
8	GLORY EMMANUEL ISOWE	F	40	B	46	A	46	A	40	B	34	B	42	A	248	41	A	7.5	2201.5
9	HELLEN AMANI KEENJA	F	39	B	39	B	47	A	37	B	38	B	43	A	243	41	A	9	2447
10	EUGEN PROSPER MWACHA	M	36	B	44	A	44	A	38	B	36	B	40	B	238	40	B	10	2673
11	STEPHANO LIVINGSTONE TILLYA	M	32	B	44	A	40	B	40	B	40	B	38	B	234	39	B	11	2818
12	CALLEN THEONEST NKAKA	F	30	C	39	B	45	A	41	A	37	B	39	B	231	39	B	12	2943
13	CARREN ISACK ELIAS	F	30	C	44	A	43	A	35	B	36	B	39	B	227	38	B	13	3095.5
14	DICKSON CHACHA NYAGWISI	M	35	B	44	A	37	B	32	B	37	B	37	B	222	37	B	15	3299
15	MARIA JUSTIN EZEKIEL	F	27	C	44	A	47	A	29	C	34	B	41	A	222	37	B	15	3299
16	IYAN FELICHISMI TARIMO	M	32	B	43	A	38	B	39	B	33	B	35	B	220	37	B	16	3373
17	ABIUD SADIKIELI KIVUYO	M	38	B	40	B	39	B	30	C	32	B	40	B	219	37	B	17	3412
18	FILBERT FLORENCE SWATTY	M	33	B	45	A	41	A	34	B	32	B	33	B	218	36	B	18	3445.5
19	BRIGHTNESS JOSHUA MSECHU	F	31	B	42	A	38	B	35	B	31	B	36	B	213	36	B	19	3624.5
20	JORDAN ELIBARIKI GEAN	M	28	C	42	A	44	A	31	B	29	C	38	B	212	35	B	20	3657
21	MACKLINE DAVID NGOWO	F	22	C	42	A	44	A	28	C	36	B	39	B	211	35	B	21	3688.5
22	MESHACK LEMBRIS KIVUYO	M	28	C	40	B	39	B	32	B	33	B	38	B	210	35	B	23	3719.5
23	PRAYGOD ELIPHAS KIVUYO	M	24	C	43	A	35	B	41	A	34	B	33	B	210	35	B	23	3719.5

INDEX	NAME	SEX	MATHEMATICS		KISWAHILI		ENGLISH		SCIENCE		SOCIAL STUDIES		CIVIC & MORAL		TOTAL	AVERAGE	OVERALL GRADE	SCH POSITION	OVERALL POSITION
24	DORICAS BONIPHAS LENGER	F	30	C	43	A	37	B	30	C	34	B	36	B	210	35	B	23	3719.5
25	OMEGA JOEL ROBERTH	F	27	C	40	B	37	B	31	B	39	B	34	B	208	35	B	25	3779
26	ROY WILLIAM MOLLEL	M	29	C	33	B	39	B	41	A	30	C	30	C	202	34	B	26	3960
27	IMRAN RAMADHANI MKWIJI	M	32	B	40	B	44	A	32	B	26	C	27	C	201	34	B	27	3991
28	REBEKA JUSTIN MOLLEL	F	30	C	44	A	41	A	24	C	32	B	28	C	199	33	B	28	4039
29	ALLAN ALOYCE KWAY	M	32	B	35	B	33	B	32	B	31	B	35	B	198	33	B	29	4067
30	JOAN EMMANUEL TIMOTHEO	F	29	C	40	B	36	B	27	C	30	C	33	B	195	33	B	30	4153
31	ALOYCE CALIST URASSA	M	34	B	42	A	36	B	25	C	29	C	28	C	194	32	B	31	4184
32	DORIS BONIPHAS LENGER	F	28	C	33	B	36	B	30	C	31	B	35	B	193	32	B	32	4210
33	ZAWADI DAVID MAGLAN	F	29	C	43	A	34	B	26	C	23	C	36	B	191	32	B	33	4255.5
34	EBENEZA LUCAS MJEMA	M	27	C	39	B	33	B	28	C	30	C	27	C	184	31	B	34	4384
35	VANESSA CHARLES LYIMO	F	24	C	37	B	37	B	25	C	28	C	32	B	183	31	B	35	4402.5
36	THABITA HENRY MOLLEL	F	29	C	38	B	37	B	29	C	17	D	31	B	181	30	C	36	4438.5
37	LAURA LEONARD MUSHI	F	29	C	34	B	32	B	23	C	27	C	34	B	179	30	C	37	4472
38	HEFSIBA NAKEMBETWA MPANDA	F	25	C	35	B	35	B	23	C	26	C	30	C	174	29	C	38	4544
39	ARLOD GODBLESS NGOWI	M	19	D	39	B	33	B	27	C	32	B	23	C	173	29	C	39	4559.5
40	NELSON ERISTID MOSHY	M	19	D	36	B	36	B	24	C	17	D	22	C	154	26	C	40	4758.5
41	PRISCA PROSPER KWAY	F	20	D	39	B	25	C	15	D	26	C	25	C	150	25	C	41	4801