







| REGION: ARUSHA | | ASSUMPTION | | | | DISTRICT: ARUSHA CC | | | | | | | | | | | | | | | | | |
|---|-----|---|-----|------------------------|-----|---|-----|-------|-----|-------|-----|---------------|-----|-------|--|----|--|----|--|---|-----|---|-----|
| SCHOOL INDIVIDUAL PERFORMANCE ANALYSIS | | | | | | | | | | | | | | | | | | | | | | | |
| SCHOOL AVERAGE | | 42.0 | | CATEGORY | | BELOW 40 | | GRADE | | A | | | | | | | | | | | | | |
| GRADE/MARKS | | GRADE ANALYSIS VS PERCENTAGE | | | | | | | | | | | | | | | | | | | | | |
| | | MATH | | KISW | | ENG | | SCI | | SST | | CME | | | | | | | | | | | |
| A [41 - 50] | | 20 | 65% | 27 | 87% | 29 | 94% | 12 | 39% | 19 | 61% | 14 | 45% | | | | | | | | | | |
| B [31 - 40] | | 10 | 32% | 4 | 13% | 2 | 6% | 18 | 58% | 10 | 32% | 15 | 48% | | | | | | | | | | |
| C [21 - 30] | | 1 | 3% | 0 | 0% | 0 | 0% | 1 | 3% | 1 | 3% | 2 | 6% | | | | | | | | | | |
| D [11 - 20] | | 0 | 0% | 0 | 0% | 0 | 0% | 0 | 0% | 1 | 3% | 0 | 0% | | | | | | | | | | |
| E [01 - 10] | | 0 | 0% | 0 | 0% | 0 | 0% | 0 | 0% | 0 | 0% | 0 | 0% | | | | | | | | | | |
| SUBJECT RANKING | | | | OVERALL GRADE ANALYSIS | | | | | | | | | | | | | | | | | | | |
| ENGLISH | | 46.3 | 93% | 1 | | GRADES | | BOYS | | GIRLS | | TOTAL | | PASS% | | | | | | | | | |
| KISWAHILI | | 44.5 | 89% | 2 | | A [41 - 50] | | 12 | | 12 | | 24 | | 77% | | | | | | | | | |
| MATHEMATICS | | 43.2 | 86% | 3 | | B [31 - 40] | | 1 | | 5 | | 6 | | 19% | | | | | | | | | |
| SOCIAL STUDIES | | 39.9 | 80% | 4 | | C [21 - 30] | | 0 | | 1 | | 1 | | 3% | | | | | | | | | |
| CIVIC AND MORAL EDUCATION | | 39.3 | 79% | 5 | | D [11 - 20] | | 0 | | 0 | | 0 | | 0% | | | | | | | | | |
| SCIENCE | | 39.0 | 78% | 6 | | E[01 - 10] | | 0 | | 0 | | 0 | | 0% | | | | | | | | | |
| SAT | | 31 | | 100% | | <table border="1"> <thead> <tr> <th colspan="4">PASS % BY SEX</th> </tr> <tr> <td colspan="2">13</td> <td colspan="2">18</td> </tr> </thead> <tbody> <tr> <td></td> <td>43%</td> <td></td> <td>57%</td> </tr> </tbody> </table> | | | | | | PASS % BY SEX | | | | 13 | | 18 | |  | 43% |  | 57% |
| PASS % BY SEX | | | | | | | | | | | | | | | | | | | | | | | |
| 13 | | 18 | | | | | | | | | | | | | | | | | | | | | |
|  | 43% |  | 57% | | | | | | | | | | | | | | | | | | | | |
| ABSENTEES | | 0 | | 0% | | | | | | | | | | | | | | | | | | | |
| PASSED | | 31 | | 100% | | | | | | | | | | | | | | | | | | | |
| FAILED | | 0 | | 0% | | | | | | | | | | | | | | | | | | | |

| NO | NAME | SEX | MATH | | KISW | | ENG | | SCI | | SST | | CME | | TOTAL | AVG | GRADE | POS |
|----|--------------------------|-----|------|---|------|---|-----|---|-----|---|-----|---|-----|---|-------|------|-------|------|
| 1 | NOEL EDWARD AMOS | M | 46 | A | 47 | A | 48 | A | 45 | A | 44 | A | 45 | A | 275 | 45.8 | A | 1 |
| 2 | DERICK RICHARD MWAIFUGE | M | 48 | A | 46 | A | 49 | A | 41 | A | 47 | A | 43 | A | 274 | 45.7 | A | 2 |
| 3 | DAVID EZEKIEL MOLLEL | M | 48 | A | 44 | A | 47 | A | 41 | A | 44 | A | 44 | A | 268 | 44.7 | A | 4 |
| 4 | EDBERT ELVIS MOSHI | M | 48 | A | 47 | A | 49 | A | 40 | B | 42 | A | 42 | A | 268 | 44.7 | A | 4 |
| 5 | SHARINE BOAZ MOLLEL | F | 45 | A | 47 | A | 48 | A | 42 | A | 45 | A | 41 | A | 268 | 44.7 | A | 4 |
| 6 | CAREEN REGINALD TARIMO | F | 47 | A | 45 | A | 49 | A | 39 | B | 45 | A | 42 | A | 267 | 44.5 | A | 6 |
| 7 | BRIAN ONESPHORY SILAYO | M | 49 | A | 44 | A | 48 | A | 43 | A | 40 | B | 42 | A | 266 | 44.3 | A | 8 |
| 8 | JANETH DANIEL GERVA | F | 40 | B | 49 | A | 47 | A | 43 | A | 42 | A | 45 | A | 266 | 44.3 | A | 8 |
| 9 | MICHAELLA EDWARD WILLIAM | F | 42 | A | 46 | A | 46 | A | 45 | A | 45 | A | 42 | A | 266 | 44.3 | A | 8 |
| 10 | JOHNSON HENRY MWASONGWE | M | 48 | A | 45 | A | 46 | A | 44 | A | 42 | A | 40 | B | 265 | 44.2 | A | 10 |
| 11 | ELISHA EDWARD ELIYA | M | 48 | A | 45 | A | 49 | A | 40 | B | 44 | A | 37 | B | 263 | 43.8 | A | 11.5 |
| 12 | JOSHUA LIVING SHIRIMA | M | 47 | A | 45 | A | 43 | A | 45 | A | 41 | A | 42 | A | 263 | 43.8 | A | 11.5 |
| 13 | ELIZABETH TIMOTH MUSHI | F | 48 | A | 44 | A | 46 | A | 41 | A | 44 | A | 39 | B | 262 | 43.7 | A | 13 |
| 14 | FARHAT OMARI HUSSEIN | F | 46 | A | 43 | A | 47 | A | 40 | B | 43 | A | 42 | A | 261 | 43.5 | A | 14 |
| 15 | AMELIA TEGEMEA LEMA | F | 46 | A | 49 | A | 48 | A | 40 | B | 38 | B | 39 | B | 260 | 43.3 | A | 15 |
| 16 | JOANITHA FLORIAN JOSEPH | F | 45 | A | 48 | A | 47 | A | 41 | A | 42 | A | 36 | B | 259 | 43.2 | A | 16 |
| 17 | IBRAHIM EZEKIEL MTUI | M | 44 | A | 47 | A | 46 | A | 42 | A | 39 | B | 40 | B | 258 | 43.0 | A | 17.5 |
| 18 | LIGHTNESS SABAS NGOWI | F | 40 | B | 50 | A | 47 | A | 40 | B | 45 | A | 36 | B | 258 | 43.0 | A | 17.5 |
| 19 | MARIANA JOSEPH EDWARD | F | 48 | A | 41 | A | 47 | A | 38 | B | 41 | A | 41 | A | 256 | 42.7 | A | 19.5 |
| 20 | PURITIE WANJA NJOROGI | F | 39 | B | 50 | A | 47 | A | 38 | B | 42 | A | 40 | B | 256 | 42.7 | A | 19.5 |
| 21 | WILFRED GEOFFREY ULOY | M | 47 | A | 43 | A | 45 | A | 36 | B | 39 | B | 44 | A | 254 | 42.3 | A | 21 |
| 22 | STEVEN SAMWEL MADULANGA | M | 49 | A | 40 | B | 48 | A | 34 | B | 39 | B | 42 | A | 252 | 42.0 | A | 22 |

| NO | NAME | SEX | MATH | | KISW | | ENG | | SCI | | SST | | CME | | TOTAL | AVG | GRADE | POS |
|----|------------------------------|-----|------|---|------|---|-----|---|-----|---|-----|---|-----|---|-------|------|-------|-----|
| 23 | MICHELLE ANDREA KAMAKI | F | 40 | B | 47 | A | 47 | A | 37 | B | 41 | A | 39 | B | 251 | 41.8 | A | 23 |
| 24 | MARTINE LOTH MNYAMBEO | M | 39 | B | 43 | A | 46 | A | 40 | B | 41 | A | 35 | B | 244 | 40.7 | A | 24 |
| 25 | RADHIA MUSSA MTOI | F | 42 | A | 41 | A | 47 | A | 37 | B | 39 | B | 35 | B | 241 | 40.2 | B | 25 |
| 26 | HELLEN FILBERT MCHAGO | F | 37 | B | 45 | A | 38 | B | 34 | B | 36 | B | 39 | B | 229 | 38.2 | B | 26 |
| 27 | JACKLINE JUSTINE EZEKIEL | F | 40 | B | 43 | A | 39 | B | 37 | B | 35 | B | 33 | B | 227 | 37.8 | B | 27 |
| 28 | ANESTINA JOSEPH KALISTINGOTI | F | 38 | B | 44 | A | 48 | A | 32 | B | 26 | C | 38 | B | 226 | 37.7 | B | 28 |
| 29 | BRICE GREYSON MNGANDE | F | 40 | B | 40 | B | 43 | A | 32 | B | 32 | B | 30 | C | 217 | 36.2 | B | 29 |
| 30 | ZAWADIEL JUSTINE JOACHIM | M | 33 | B | 37 | B | 46 | A | 34 | B | 35 | B | 30 | C | 215 | 35.8 | B | 30 |
| 31 | MAUREEN STEVEN LEKIA | F | 21 | C | 33 | B | 43 | A | 28 | C | 18 | D | 34 | B | 177 | 29.5 | C | 31 |