
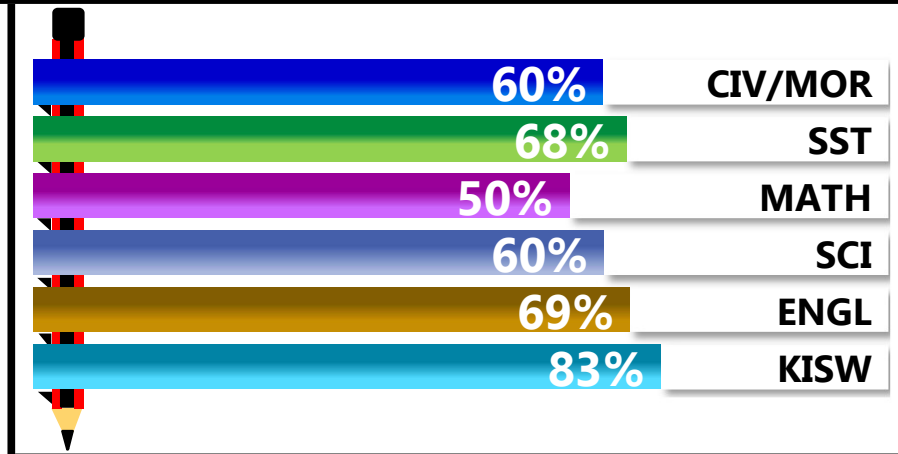
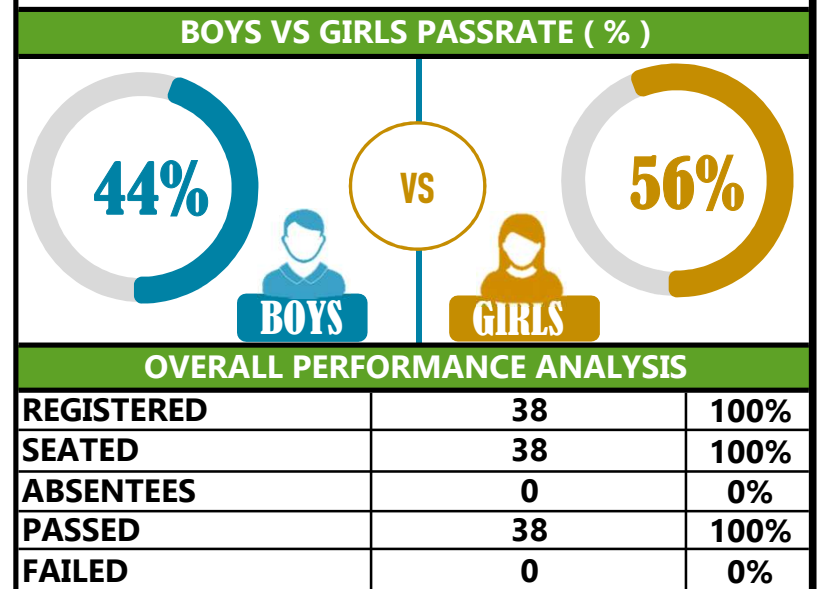
		<h1>ASSUMPTION</h1>			
REGION: ARUSHA		SCHOOL AVERAGE	195.6	OVERALL GRADE	
DISTRICT: ARUSHA DC				CATEGORY	
				BELOW 40	

SUBJECT PERFORMANCE ANALYSIS

SUBJECT NAME	AVG	%	RNK	
KISWAHILI	41.4	83%	1	
ENGLISH	34.7	69%	2	
SOCIAL STUDIES	34.0	68%	3	
SCIENCE	30.2	60%	4	
CIVIC & MORAL	30.1	60%	5	
MATHEMATICS	25.2	50%	6	
BOYS/GIRLS PASS RATE		STD	AVG	%
BOYS		17	0.44	44%
GIRLS		21	0.56	56%



GRADE ANALYSIS SUMMARY					
SUBJECT NAME/GRADE	A	B	C	D	E
MATHEMATICS	2	5	18	13	0
KISWAHILI	22	16	0	0	0
ENGLISH	10	18	10	0	0
SCIENCE	3	17	16	2	0
SOCIAL STUDIES	8	18	10	2	0
CIVIC AND MORAL	1	19	15	2	0
OVERALL GRADE ANALYSIS		NO.	SEATED	%	
A	3	38	8%		
B	21		55%		
C	14		37%		
D	0	0	0%		
E	0		0%		



INDEX	NAME	SEX	MATHEMATICS		KISWAHILI		ENGLISH		SCIENCE		SOCIAL STUDIES		CIVIC & MORAL		TOTAL	AVERAGE	OVERALL GRADE	SCH POSITION	OVERALL POSITION
1	DEOGRATIUS ROGATUS MAGESA	M	37	B	49	A	45	A	43	A	44	A	40	B	258	43	A	1	241.5
2	VANESSA PASCHAL EMANUEL	F	48	A	48	A	39	B	36	B	44	A	40	B	255	43	A	2	279.5
3	KELVIN CHARLES SEMBULA	M	42	A	37	B	45	A	40	B	45	A	44	A	253	42	A	3	308
4	JOSHUA MAGLAN MOLLEL	M	39	B	44	A	42	A	41	A	40	B	32	B	238	40	B	4	591.5
5	BILTON FRANK MBOYA	M	33	B	42	A	42	A	37	B	39	B	35	B	228	38	B	5.5	810
6	FRANCISCO GABRIEL MCHAKI	M	23	C	44	A	43	A	37	B	43	A	38	B	228	38	B	5.5	810
7	BRIAN MICHAEL MREMA	M	27	C	45	A	44	A	42	A	40	B	28	C	226	38	B	7	853.5
8	NYIKUMI NYACHERI NYOMINZA	F	31	B	45	A	35	B	39	B	37	B	35	B	222	37	B	8	941
9	DORCAS INNOCENT MINJA	F	27	C	45	A	42	A	27	C	41	A	37	B	219	37	B	9	1025
10	ELYON ELIAMANI GURISHA	F	27	C	46	A	42	A	27	C	41	A	35	B	218	36	B	10	1051.5
11	ANGELINA LUCIANO MAGANGA	F	29	C	41	A	37	B	35	B	38	B	37	B	217	36	B	11	1077.5
12	GLADYS JOHN SHIJA	F	29	C	47	A	36	B	25	C	41	A	33	B	211	35	B	12	1206.5
13	AGAPE ALPHONCE AKARROW	F	33	B	44	A	35	B	25	C	37	B	32	B	206	34	B	14	1305.5
14	BEAUTY HENRY MBOYA	F	17	D	45	A	40	B	31	B	40	B	33	B	206	34	B	14	1305.5
15	HAMPHREY MWAURA MUGI	M	28	C	42	A	41	A	31	B	32	B	27	C	201	34	B	15	1415.5
16	GETRUDA EDWARD MZAVA	F	24	C	45	A	38	B	25	C	43	A	25	C	200	33	B	16	1436.5
17	SEAN REVOCATUS FELIX	M	28	C	40	B	41	A	31	B	25	C	34	B	199	33	B	17	1460.5
18	MONICA VICENT THOMAS	F	24	C	44	A	33	B	32	B	37	B	28	C	198	33	B	19	1486
19	NEEMA MUSSA MWAMBENE	F	20	D	43	A	31	B	35	B	34	B	35	B	198	33	B	19	1486
20	GRACE MABAGALA MTEBE	F	18	D	40	B	36	B	31	B	36	B	34	B	195	33	B	20	1548
21	NUZATH AMIDU KOMBO	F	28	C	42	A	33	B	35	B	30	C	26	C	194	32	B	21	1569
22	SHARON EDESI KARIA	F	26	C	42	A	25	C	34	B	34	B	32	B	193	32	B	22	1589.5
23	SALOME EDMUND TUNGARAZA	F	21	C	43	A	25	C	30	C	39	B	33	B	191	32	B	23	1638

INDEX	NAME	SEX	MATHEMATICS		KISWAHILI		ENGLISH		SCIENCE		SOCIAL STUDIES		CIVIC & MORAL		TOTAL	AVERAGE	OVERALL GRADE	SCH POSITION	OVERALL POSITION
24	NASRI KHERI KAGYA	M	28	C	40	B	32	B	22	C	26	C	36	B	184	31	B	24	1757
25	BLANDINA MANSOUR ADINAN	F	17	D	40	B	31	B	27	C	36	B	31	B	182	30	C	26	1789
26	CATHERINE THOBIAS PETER	F	23	C	39	B	29	C	26	C	34	B	31	B	182	30	C	26	1789
27	ZACHARIA AUGUSTINO GODWIN	M	18	D	37	B	36	B	28	C	30	C	24	C	173	29	C	27	1956.5
28	JULIETH DANIEL GERVAS	F	18	D	39	B	35	B	25	C	34	B	21	C	172	29	C	28	1972
29	FELIX KASSIMU HARUNA	M	18	D	36	B	26	C	34	B	38	B	18	D	170	28	C	29	2000
30	JOEL HUMPHREY MSUYA	M	18	D	35	B	30	C	31	B	28	C	26	C	168	28	C	31	2018
31	REGINA ANTHONY MASANJA	F	21	C	37	B	29	C	31	B	26	C	24	C	168	28	C	31	2018
32	CHARITY MICHAEL KAMBAINA	F	14	D	33	B	39	B	23	C	26	C	29	C	164	27	C	32	2072
33	STEWART CHIKIRA MINJA	M	20	D	39	B	36	B	22	C	24	C	22	C	163	27	C	33	2086
34	RAYMOND PETER KIMATHI	M	18	D	37	B	32	B	22	C	31	B	22	C	162	27	C	34	2098.5
35	NICHOLAUS MARK DANIEL	M	27	C	42	A	26	C	18	D	23	C	21	C	157	26	C	35	2174
36	PETER GOODLUCK MOLLEL	M	19	D	34	B	23	C	27	C	20	D	24	C	147	25	C	36	2308.5
37	KELVIN SELEMANI SHIRIMA	M	21	C	47	A	22	C	21	C	15	D	19	D	145	24	C	37	2327.5
38	MIRIAM EMANUEL MGANGA	F	20	D	37	B	23	C	20	D	22	C	21	C	143	24	C	38	2349.5