
	<h1 style="margin:0;">BEST</h1>	
<b>REGION: PWANI</b>	<b>SCHOOL AVERAGE:</b>	<b>28.2</b>
<b>DISTRICT: MKURANGA</b>		
<h2 style="margin:0;">SUBJECT AND GRADE PERFORMANCE ANALYSIS</h2>		

SUBJECT RANKING			
CIVIC AND MORAL EDUCATION	36.1	72%	1
ENGLISH	34.9	70%	2
SOCIAL STUDIES	30.4	61%	3
SCIENCE	27.0	54%	4
KISWAHILI	26.9	54%	5
MATHEMATICS	13.7	27%	6

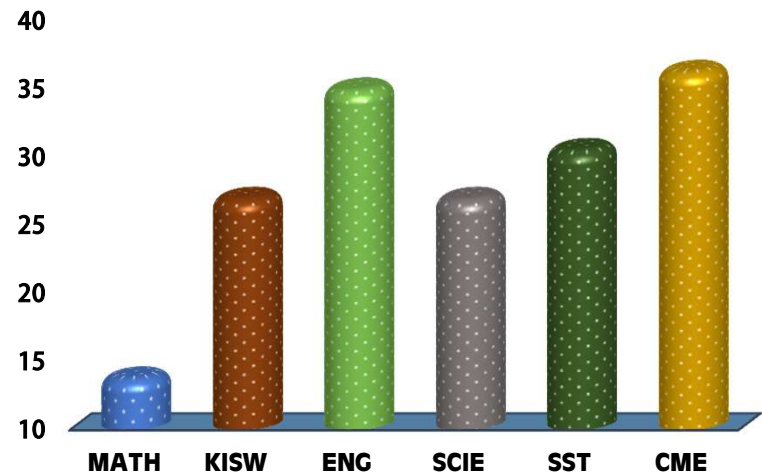
  



SUBJECT GRADE ANALYSIS					
SUBJECT/GRADE	A	B	C	D	F
MATHEMATICS	0	0	0	6	0
KISWAHILI	0	1	6	0	0
ENGLISH	1	5	1	0	0
SCIENCE	0	2	4	1	0
SOCIAL STUDIES	0	2	5	0	0
CIVIC AND MORAL	1	5	1	0	0

OVERALL GRADE ANALYSIS			
A	0	<b>7</b>	0%
B	2		2%
C	5		6%
D	0		0%
F	0		0%

CHART SUBJECT ANALYSIS



BOYS VS GIRLS PERFORMANCE				
	SAT		SAT	TOTAL
	3		4	7
28%		28%		

SEATED	7	100%
ABSENTEES	0	0%
PASSED	7	100%
FAILED	0	0%

NO	NAME	SEX	MATH		KISW		ENG		SCI		SST		CME		TOTAL	AVG	GRADE	POS
1	HAMIDA SEIF MKWINDA	F	19	D	27	C	40	B	31	B	29	C	39	B	185	30.8	B	1
2	JANETH HENRY KIYUNGU	F	19	D	32	B	42	A	28	C	29	C	34	B	184	30.7	B	2
3	KHALIFA KASSIM FUKU	M	13	D	29	C	33	B	34	B	32	B	38	B	179	29.8	C	3
4	IBRA BAKARI JIRI	M	9	E	28	C	35	B	29	C	36	B	38	B	175	29.2	C	4
5	JASMIN RAMADHANI LUGOMA	F	12	D	25	C	31	B	25	C	30	C	43	A	166	27.7	C	5
6	CHARLES JOHN CHARLES	M	13	D	24	C	28	C	22	C	30	C	31	B	148	24.7	C	6
7	VERONICA LAURENT MKUMBI	F	11	D	23	C	35	B	19	D	27	C	30	C	145	24.2	C	7