

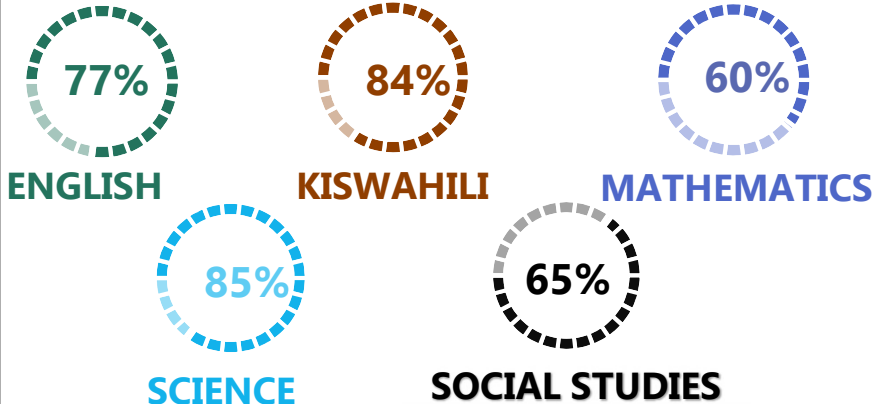

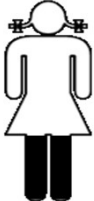






|   | <h1>BETHANIA</h1>   |  |     |     |         |      |                    |   |           |      |     |   |             |      |     |    |                |      |           |    |             |      |     |   |                      |     |     |   |      |    |         |     |       |    |      |     |   |    |    |    |   |   |                        |     |        |   |        |    |    |     |           |    |     |           |   |     |           |   |   |    |       |   |    |   |                            |  |   |   |                              |  |  |            |    |      |        |    |     |           |   |    |        |    |     |        |   |    |                 |    |  |               |    |  |
|--|---|---|-----|-----|---------|------|--------------------|---|-----------|------|-----|---|-------------|------|-----|----|----------------|------|-----------|----|-------------|------|-----|---|----------------------|-----|-----|---|------|----|---------|-----|-------|----|------|-----|---|----|----|----|---|---|------------------------|-----|--------|---|--------|----|----|-----|-----------|----|-----|-----------|---|-----|-----------|---|---|----|-------|---|----|---|----------------------------|--|---|---|------------------------------|--|--|------------|----|------|--------|----|-----|-----------|---|----|--------|----|-----|--------|---|----|-----------------|----|--|---------------|----|--|
| <b>REGION: KAGERA</b>  | <b>SCHOOL AVERAGE: 186.1</b>  | <b>BAND 3</b>   |     |     |         |      |                    |   |           |      |     |   |             |      |     |    |                |      |           |    |             |      |     |   |                      |     |     |   |      |    |         |     |       |    |      |     |   |    |    |    |   |   |                        |     |        |   |        |    |    |     |           |    |     |           |   |     |           |   |   |    |       |   |    |   |                            |  |   |   |                              |  |  |            |    |      |        |    |     |           |   |    |        |    |     |        |   |    |                 |    |  |               |    |  |
| <b>DISTRICT: BUKOBA</b>  |   | <b>CATEGORY ABOVE 40</b>  |     |     |         |      |                    |   |           |      |     |   |             |      |     |    |                |      |           |    |             |      |     |   |                      |     |     |   |      |    |         |     |       |    |      |     |   |    |    |    |   |   |                        |     |        |   |        |    |    |     |           |    |     |           |   |     |           |   |   |    |       |   |    |   |                            |  |   |   |                              |  |  |            |    |      |        |    |     |           |   |    |        |    |     |        |   |    |                 |    |  |               |    |  |
| <b>SUBJECT PERFORMANCE ANALYSIS</b>  |   |   |     |     |         |      |                    |   |           |      |     |   |             |      |     |    |                |      |           |    |             |      |     |   |                      |     |     |   |      |    |         |     |       |    |      |     |   |    |    |    |   |   |                        |     |        |   |        |    |    |     |           |    |     |           |   |     |           |   |   |    |       |   |    |   |                            |  |   |   |                              |  |  |            |    |      |        |    |     |           |   |    |        |    |     |        |   |    |                 |    |  |               |    |  |
| <table border="1" style="width:100%; border-collapse: collapse;"> <thead> <tr> <th>SUBJECT NAME</th> <th>AVG</th> <th>%</th> <th>RNK</th> </tr> </thead> <tbody> <tr><td>SCIENCE</td><td>42.7</td><td>85%</td><td>1</td></tr> <tr><td>KISWAHILI</td><td>42.1</td><td>84%</td><td>2</td></tr> <tr><td>ENGLISH</td><td>38.7</td><td>77%</td><td>3</td></tr> <tr><td>SOCIAL STUDIES</td><td>32.3</td><td>65%</td><td>4</td></tr> <tr><td>MATHEMATICS</td><td>30.2</td><td>60%</td><td>5</td></tr> </tbody> </table><br><table border="1" style="width:100%; border-collapse: collapse;"> <thead> <tr> <th>BOYS/GIRLS PASS RATE</th> <th>STD</th> <th>AVG</th> <th>%</th> </tr> </thead> <tbody> <tr><td>BOYS</td><td>42</td><td>0.63</td><td>63%</td></tr> <tr><td>GIRLS</td><td>27</td><td>0.37</td><td>37%</td></tr> </tbody> </table>  | SUBJECT NAME  | AVG   | %   | RNK | SCIENCE | 42.7 | 85%                | 1 | KISWAHILI | 42.1 | 84% | 2 | ENGLISH     | 38.7 | 77% | 3  | SOCIAL STUDIES | 32.3 | 65%       | 4  | MATHEMATICS | 30.2 | 60% | 5 | BOYS/GIRLS PASS RATE | STD | AVG | % | BOYS | 42 | 0.63    | 63% | GIRLS | 27 | 0.37 | 37% |  |    |    |    |   |   |                        |     |        |   |        |    |    |     |           |    |     |           |   |     |           |   |   |    |       |   |    |   |                            |  |   |   |                              |  |  |            |    |      |        |    |     |           |   |    |        |    |     |        |   |    |                 |    |  |               |    |  |
| SUBJECT NAME   | AVG   | %   | RNK |     |         |      |                    |   |           |      |     |   |             |      |     |    |                |      |           |    |             |      |     |   |                      |     |     |   |      |    |         |     |       |    |      |     |   |    |    |    |   |   |                        |     |        |   |        |    |    |     |           |    |     |           |   |     |           |   |   |    |       |   |    |   |                            |  |   |   |                              |  |  |            |    |      |        |    |     |           |   |    |        |    |     |        |   |    |                 |    |  |               |    |  |
| SCIENCE  | 42.7  | 85%   | 1   |     |         |      |                    |   |           |      |     |   |             |      |     |    |                |      |           |    |             |      |     |   |                      |     |     |   |      |    |         |     |       |    |      |     |   |    |    |    |   |   |                        |     |        |   |        |    |    |     |           |    |     |           |   |     |           |   |   |    |       |   |    |   |                            |  |   |   |                              |  |  |            |    |      |        |    |     |           |   |    |        |    |     |        |   |    |                 |    |  |               |    |  |
| KISWAHILI  | 42.1  | 84%   | 2   |     |         |      |                    |   |           |      |     |   |             |      |     |    |                |      |           |    |             |      |     |   |                      |     |     |   |      |    |         |     |       |    |      |     |   |    |    |    |   |   |                        |     |        |   |        |    |    |     |           |    |     |           |   |     |           |   |   |    |       |   |    |   |                            |  |   |   |                              |  |  |            |    |      |        |    |     |           |   |    |        |    |     |        |   |    |                 |    |  |               |    |  |
| ENGLISH  | 38.7  | 77%   | 3   |     |         |      |                    |   |           |      |     |   |             |      |     |    |                |      |           |    |             |      |     |   |                      |     |     |   |      |    |         |     |       |    |      |     |   |    |    |    |   |   |                        |     |        |   |        |    |    |     |           |    |     |           |   |     |           |   |   |    |       |   |    |   |                            |  |   |   |                              |  |  |            |    |      |        |    |     |           |   |    |        |    |     |        |   |    |                 |    |  |               |    |  |
| SOCIAL STUDIES   | 32.3  | 65%   | 4   |     |         |      |                    |   |           |      |     |   |             |      |     |    |                |      |           |    |             |      |     |   |                      |     |     |   |      |    |         |     |       |    |      |     |   |    |    |    |   |   |                        |     |        |   |        |    |    |     |           |    |     |           |   |     |           |   |   |    |       |   |    |   |                            |  |   |   |                              |  |  |            |    |      |        |    |     |           |   |    |        |    |     |        |   |    |                 |    |  |               |    |  |
| MATHEMATICS  | 30.2  | 60%   | 5   |     |         |      |                    |   |           |      |     |   |             |      |     |    |                |      |           |    |             |      |     |   |                      |     |     |   |      |    |         |     |       |    |      |     |   |    |    |    |   |   |                        |     |        |   |        |    |    |     |           |    |     |           |   |     |           |   |   |    |       |   |    |   |                            |  |   |   |                              |  |  |            |    |      |        |    |     |           |   |    |        |    |     |        |   |    |                 |    |  |               |    |  |
| BOYS/GIRLS PASS RATE   | STD   | AVG   | %   |     |         |      |                    |   |           |      |     |   |             |      |     |    |                |      |           |    |             |      |     |   |                      |     |     |   |      |    |         |     |       |    |      |     |   |    |    |    |   |   |                        |     |        |   |        |    |    |     |           |    |     |           |   |     |           |   |   |    |       |   |    |   |                            |  |   |   |                              |  |  |            |    |      |        |    |     |           |   |    |        |    |     |        |   |    |                 |    |  |               |    |  |
| BOYS   | 42  | 0.63  | 63% |     |         |      |                    |   |           |      |     |   |             |      |     |    |                |      |           |    |             |      |     |   |                      |     |     |   |      |    |         |     |       |    |      |     |   |    |    |    |   |   |                        |     |        |   |        |    |    |     |           |    |     |           |   |     |           |   |   |    |       |   |    |   |                            |  |   |   |                              |  |  |            |    |      |        |    |     |           |   |    |        |    |     |        |   |    |                 |    |  |               |    |  |
| GIRLS  | 27  | 0.37  | 37% |     |         |      |                    |   |           |      |     |   |             |      |     |    |                |      |           |    |             |      |     |   |                      |     |     |   |      |    |         |     |       |    |      |     |   |    |    |    |   |   |                        |     |        |   |        |    |    |     |           |    |     |           |   |     |           |   |   |    |       |   |    |   |                            |  |   |   |                              |  |  |            |    |      |        |    |     |           |   |    |        |    |     |        |   |    |                 |    |  |               |    |  |
| <table border="1" style="width:100%; border-collapse: collapse;"> <thead> <tr> <th colspan="6">GRADE ANALYSIS SUMMARY</th> </tr> <tr> <th>SUBJECT NAME/GRADE</th> <th>A</th> <th>B</th> <th>C</th> <th>D</th> <th>E</th> </tr> </thead> <tbody> <tr><td>MATHEMATICS</td><td>12</td><td>21</td><td>20</td><td>15</td><td>0</td></tr> <tr><td>KISWAHILI</td><td>49</td><td>18</td><td>1</td><td>0</td><td>0</td></tr> <tr><td>ENGLISH</td><td>24</td><td>41</td><td>3</td><td>0</td><td>0</td></tr> <tr><td>SCIENCE</td><td>50</td><td>14</td><td>3</td><td>0</td><td>0</td></tr> <tr><td>SOCIAL STUDIES</td><td>11</td><td>26</td><td>28</td><td>3</td><td>0</td></tr> </tbody> </table><br><table border="1" style="width:100%; border-collapse: collapse;"> <thead> <tr> <th>OVERALL GRADE ANALYSIS</th> <th>NO.</th> <th>SEATED</th> <th>%</th> </tr> </thead> <tbody> <tr><td>41- 45</td><td>20</td><td rowspan="3" style="text-align: center;">68</td><td>29%</td></tr> <tr><td>30.5 - 40</td><td>39</td><td>57%</td></tr> <tr><td>20.5 - 30</td><td>9</td><td>13%</td></tr> <tr><td>10.5 - 20</td><td>0</td><td rowspan="2" style="text-align: center;">0</td><td>0%</td></tr> <tr><td>0- 10</td><td>0</td><td>0%</td></tr> </tbody> </table> | GRADE ANALYSIS SUMMARY  |   |     |     |         |      | SUBJECT NAME/GRADE | A | B         | C    | D   | E | MATHEMATICS | 12   | 21  | 20 | 15             | 0    | KISWAHILI | 49 | 18          | 1    | 0   | 0 | ENGLISH              | 24  | 41  | 3 | 0    | 0  | SCIENCE | 50  | 14    | 3  | 0    | 0   | SOCIAL STUDIES  | 11 | 26 | 28 | 3 | 0 | OVERALL GRADE ANALYSIS | NO. | SEATED | % | 41- 45 | 20 | 68 | 29% | 30.5 - 40 | 39 | 57% | 20.5 - 30 | 9 | 13% | 10.5 - 20 | 0 | 0 | 0% | 0- 10 | 0 | 0% | <table border="1" style="width:100%; border-collapse: collapse;"> <thead> <tr> <th colspan="2">BOYS VS GIRLS PASSRATE (%)</th> </tr> </thead> <tbody> <tr> <td style="text-align: center;"> <b>63%</b></td> <td style="text-align: center;"> <b>37%</b></td> </tr> </tbody> </table><br><table border="1" style="width:100%; border-collapse: collapse;"> <thead> <tr> <th colspan="3">OVERALL PERFORMANCE ANALYSIS</th> </tr> </thead> <tbody> <tr><td>REGISTERED</td><td style="text-align: center;">69</td><td style="text-align: center;">100%</td></tr> <tr><td>SEATED</td><td style="text-align: center;">68</td><td style="text-align: center;">99%</td></tr> <tr><td>ABSENTEES</td><td style="text-align: center;">1</td><td style="text-align: center;">1%</td></tr> <tr><td>PASSED</td><td style="text-align: center;">68</td><td style="text-align: center;">99%</td></tr> <tr><td>FAILED</td><td style="text-align: center;">0</td><td style="text-align: center;">0%</td></tr> <tr><td>SCHOOL POSITION</td><td colspan="2" style="text-align: center;">28</td></tr> <tr><td>TOTAL SCHOOLS</td><td colspan="2" style="text-align: center;">52</td></tr> </tbody> </table> | BOYS VS GIRLS PASSRATE (%) |  |  <b>63%</b> |  <b>37%</b> | OVERALL PERFORMANCE ANALYSIS |  |  | REGISTERED | 69 | 100% | SEATED | 68 | 99% | ABSENTEES | 1 | 1% | PASSED | 68 | 99% | FAILED | 0 | 0% | SCHOOL POSITION | 28 |  | TOTAL SCHOOLS | 52 |  |
| GRADE ANALYSIS SUMMARY   |   |   |     |     |         |      |                    |   |           |      |     |   |             |      |     |    |                |      |           |    |             |      |     |   |                      |     |     |   |      |    |         |     |       |    |      |     |   |    |    |    |   |   |                        |     |        |   |        |    |    |     |           |    |     |           |   |     |           |   |   |    |       |   |    |   |                            |  |   |   |                              |  |  |            |    |      |        |    |     |           |   |    |        |    |     |        |   |    |                 |    |  |               |    |  |
| SUBJECT NAME/GRADE   | A   | B   | C   | D   | E       |      |                    |   |           |      |     |   |             |      |     |    |                |      |           |    |             |      |     |   |                      |     |     |   |      |    |         |     |       |    |      |     |   |    |    |    |   |   |                        |     |        |   |        |    |    |     |           |    |     |           |   |     |           |   |   |    |       |   |    |   |                            |  |   |   |                              |  |  |            |    |      |        |    |     |           |   |    |        |    |     |        |   |    |                 |    |  |               |    |  |
| MATHEMATICS  | 12  | 21  | 20  | 15  | 0       |      |                    |   |           |      |     |   |             |      |     |    |                |      |           |    |             |      |     |   |                      |     |     |   |      |    |         |     |       |    |      |     |   |    |    |    |   |   |                        |     |        |   |        |    |    |     |           |    |     |           |   |     |           |   |   |    |       |   |    |   |                            |  |   |   |                              |  |  |            |    |      |        |    |     |           |   |    |        |    |     |        |   |    |                 |    |  |               |    |  |
| KISWAHILI  | 49  | 18  | 1   | 0   | 0       |      |                    |   |           |      |     |   |             |      |     |    |                |      |           |    |             |      |     |   |                      |     |     |   |      |    |         |     |       |    |      |     |   |    |    |    |   |   |                        |     |        |   |        |    |    |     |           |    |     |           |   |     |           |   |   |    |       |   |    |   |                            |  |   |   |                              |  |  |            |    |      |        |    |     |           |   |    |        |    |     |        |   |    |                 |    |  |               |    |  |
| ENGLISH  | 24  | 41  | 3   | 0   | 0       |      |                    |   |           |      |     |   |             |      |     |    |                |      |           |    |             |      |     |   |                      |     |     |   |      |    |         |     |       |    |      |     |   |    |    |    |   |   |                        |     |        |   |        |    |    |     |           |    |     |           |   |     |           |   |   |    |       |   |    |   |                            |  |   |   |                              |  |  |            |    |      |        |    |     |           |   |    |        |    |     |        |   |    |                 |    |  |               |    |  |
| SCIENCE  | 50  | 14  | 3   | 0   | 0       |      |                    |   |           |      |     |   |             |      |     |    |                |      |           |    |             |      |     |   |                      |     |     |   |      |    |         |     |       |    |      |     |   |    |    |    |   |   |                        |     |        |   |        |    |    |     |           |    |     |           |   |     |           |   |   |    |       |   |    |   |                            |  |   |   |                              |  |  |            |    |      |        |    |     |           |   |    |        |    |     |        |   |    |                 |    |  |               |    |  |
| SOCIAL STUDIES   | 11  | 26  | 28  | 3   | 0       |      |                    |   |           |      |     |   |             |      |     |    |                |      |           |    |             |      |     |   |                      |     |     |   |      |    |         |     |       |    |      |     |   |    |    |    |   |   |                        |     |        |   |        |    |    |     |           |    |     |           |   |     |           |   |   |    |       |   |    |   |                            |  |   |   |                              |  |  |            |    |      |        |    |     |           |   |    |        |    |     |        |   |    |                 |    |  |               |    |  |
| OVERALL GRADE ANALYSIS   | NO.   | SEATED  | %   |     |         |      |                    |   |           |      |     |   |             |      |     |    |                |      |           |    |             |      |     |   |                      |     |     |   |      |    |         |     |       |    |      |     |   |    |    |    |   |   |                        |     |        |   |        |    |    |     |           |    |     |           |   |     |           |   |   |    |       |   |    |   |                            |  |   |   |                              |  |  |            |    |      |        |    |     |           |   |    |        |    |     |        |   |    |                 |    |  |               |    |  |
| 41- 45   | 20  | 68  | 29% |     |         |      |                    |   |           |      |     |   |             |      |     |    |                |      |           |    |             |      |     |   |                      |     |     |   |      |    |         |     |       |    |      |     |   |    |    |    |   |   |                        |     |        |   |        |    |    |     |           |    |     |           |   |     |           |   |   |    |       |   |    |   |                            |  |   |   |                              |  |  |            |    |      |        |    |     |           |   |    |        |    |     |        |   |    |                 |    |  |               |    |  |
| 30.5 - 40  | 39  |   | 57% |     |         |      |                    |   |           |      |     |   |             |      |     |    |                |      |           |    |             |      |     |   |                      |     |     |   |      |    |         |     |       |    |      |     |   |    |    |    |   |   |                        |     |        |   |        |    |    |     |           |    |     |           |   |     |           |   |   |    |       |   |    |   |                            |  |   |   |                              |  |  |            |    |      |        |    |     |           |   |    |        |    |     |        |   |    |                 |    |  |               |    |  |
| 20.5 - 30  | 9   |   | 13% |     |         |      |                    |   |           |      |     |   |             |      |     |    |                |      |           |    |             |      |     |   |                      |     |     |   |      |    |         |     |       |    |      |     |   |    |    |    |   |   |                        |     |        |   |        |    |    |     |           |    |     |           |   |     |           |   |   |    |       |   |    |   |                            |  |   |   |                              |  |  |            |    |      |        |    |     |           |   |    |        |    |     |        |   |    |                 |    |  |               |    |  |
| 10.5 - 20  | 0   | 0   | 0%  |     |         |      |                    |   |           |      |     |   |             |      |     |    |                |      |           |    |             |      |     |   |                      |     |     |   |      |    |         |     |       |    |      |     |   |    |    |    |   |   |                        |     |        |   |        |    |    |     |           |    |     |           |   |     |           |   |   |    |       |   |    |   |                            |  |   |   |                              |  |  |            |    |      |        |    |     |           |   |    |        |    |     |        |   |    |                 |    |  |               |    |  |
| 0- 10  | 0   |   | 0%  |     |         |      |                    |   |           |      |     |   |             |      |     |    |                |      |           |    |             |      |     |   |                      |     |     |   |      |    |         |     |       |    |      |     |   |    |    |    |   |   |                        |     |        |   |        |    |    |     |           |    |     |           |   |     |           |   |   |    |       |   |    |   |                            |  |   |   |                              |  |  |            |    |      |        |    |     |           |   |    |        |    |     |        |   |    |                 |    |  |               |    |  |
| BOYS VS GIRLS PASSRATE (%)   |   |   |     |     |         |      |                    |   |           |      |     |   |             |      |     |    |                |      |           |    |             |      |     |   |                      |     |     |   |      |    |         |     |       |    |      |     |   |    |    |    |   |   |                        |     |        |   |        |    |    |     |           |    |     |           |   |     |           |   |   |    |       |   |    |   |                            |  |   |   |                              |  |  |            |    |      |        |    |     |           |   |    |        |    |     |        |   |    |                 |    |  |               |    |  |
|  <b>63%</b>  |  <b>37%</b> |   |     |     |         |      |                    |   |           |      |     |   |             |      |     |    |                |      |           |    |             |      |     |   |                      |     |     |   |      |    |         |     |       |    |      |     |   |    |    |    |   |   |                        |     |        |   |        |    |    |     |           |    |     |           |   |     |           |   |   |    |       |   |    |   |                            |  |   |   |                              |  |  |            |    |      |        |    |     |           |   |    |        |    |     |        |   |    |                 |    |  |               |    |  |
| OVERALL PERFORMANCE ANALYSIS   |   |   |     |     |         |      |                    |   |           |      |     |   |             |      |     |    |                |      |           |    |             |      |     |   |                      |     |     |   |      |    |         |     |       |    |      |     |   |    |    |    |   |   |                        |     |        |   |        |    |    |     |           |    |     |           |   |     |           |   |   |    |       |   |    |   |                            |  |   |   |                              |  |  |            |    |      |        |    |     |           |   |    |        |    |     |        |   |    |                 |    |  |               |    |  |
| REGISTERED   | 69  | 100%  |     |     |         |      |                    |   |           |      |     |   |             |      |     |    |                |      |           |    |             |      |     |   |                      |     |     |   |      |    |         |     |       |    |      |     |   |    |    |    |   |   |                        |     |        |   |        |    |    |     |           |    |     |           |   |     |           |   |   |    |       |   |    |   |                            |  |   |   |                              |  |  |            |    |      |        |    |     |           |   |    |        |    |     |        |   |    |                 |    |  |               |    |  |
| SEATED   | 68  | 99%   |     |     |         |      |                    |   |           |      |     |   |             |      |     |    |                |      |           |    |             |      |     |   |                      |     |     |   |      |    |         |     |       |    |      |     |   |    |    |    |   |   |                        |     |        |   |        |    |    |     |           |    |     |           |   |     |           |   |   |    |       |   |    |   |                            |  |   |   |                              |  |  |            |    |      |        |    |     |           |   |    |        |    |     |        |   |    |                 |    |  |               |    |  |
| ABSENTEES  | 1   | 1%  |     |     |         |      |                    |   |           |      |     |   |             |      |     |    |                |      |           |    |             |      |     |   |                      |     |     |   |      |    |         |     |       |    |      |     |   |    |    |    |   |   |                        |     |        |   |        |    |    |     |           |    |     |           |   |     |           |   |   |    |       |   |    |   |                            |  |   |   |                              |  |  |            |    |      |        |    |     |           |   |    |        |    |     |        |   |    |                 |    |  |               |    |  |
| PASSED   | 68  | 99%   |     |     |         |      |                    |   |           |      |     |   |             |      |     |    |                |      |           |    |             |      |     |   |                      |     |     |   |      |    |         |     |       |    |      |     |   |    |    |    |   |   |                        |     |        |   |        |    |    |     |           |    |     |           |   |     |           |   |   |    |       |   |    |   |                            |  |   |   |                              |  |  |            |    |      |        |    |     |           |   |    |        |    |     |        |   |    |                 |    |  |               |    |  |
| FAILED   | 0   | 0%  |     |     |         |      |                    |   |           |      |     |   |             |      |     |    |                |      |           |    |             |      |     |   |                      |     |     |   |      |    |         |     |       |    |      |     |   |    |    |    |   |   |                        |     |        |   |        |    |    |     |           |    |     |           |   |     |           |   |   |    |       |   |    |   |                            |  |   |   |                              |  |  |            |    |      |        |    |     |           |   |    |        |    |     |        |   |    |                 |    |  |               |    |  |
| SCHOOL POSITION  | 28  |   |     |     |         |      |                    |   |           |      |     |   |             |      |     |    |                |      |           |    |             |      |     |   |                      |     |     |   |      |    |         |     |       |    |      |     |   |    |    |    |   |   |                        |     |        |   |        |    |    |     |           |    |     |           |   |     |           |   |   |    |       |   |    |   |                            |  |   |   |                              |  |  |            |    |      |        |    |     |           |   |    |        |    |     |        |   |    |                 |    |  |               |    |  |
| TOTAL SCHOOLS  | 52  |   |     |     |         |      |                    |   |           |      |     |   |             |      |     |    |                |      |           |    |             |      |     |   |                      |     |     |   |      |    |         |     |       |    |      |     |   |    |    |    |   |   |                        |     |        |   |        |    |    |     |           |    |     |           |   |     |           |   |   |    |       |   |    |   |                            |  |   |   |                              |  |  |            |    |      |        |    |     |           |   |    |        |    |     |        |   |    |                 |    |  |               |    |  |

| INDEX | NAME                          | SEX | MATHEMATICS |   | KISWAHILI |   | ENGLISH |   | SCIENCE |   | SOCIAL STUDIES |   | TOTAL | AVERAGE | OVR GRADE | SCH POSITION | OVERALL POSITION |
|-------|-------------------------------|-----|-------------|---|-----------|---|---------|---|---------|---|----------------|---|-------|---------|-----------|--------------|------------------|
| 1     | JOSELINI FURTUNATUS CHARLES   | M   | 45          | A | 48        | A | 48      | A | 50      | A | 43             | A | 234   | 47      | A         | 1            | 135.5            |
| 2     | LEWIS EDSON RUTHAINBURWA      | M   | 47          | A | 45        | A | 42      | A | 47      | A | 48             | A | 229   | 46      | A         | 2            | 355              |
| 3     | BENARDUS MUGANYIZI MEDARDI    | M   | 46          | A | 46        | A | 40      | B | 50      | A | 46             | A | 228   | 46      | A         | 3            | 406.5            |
| 4     | ANTIDIUS K ARCHARD            | M   | 45          | A | 47        | A | 42      | A | 49      | A | 44             | A | 227   | 45      | A         | 4            | 463.5            |
| 5     | ELISA AJUNA EZRA              | M   | 46          | A | 45        | A | 46      | A | 48      | A | 41             | A | 226   | 45      | A         | 5            | 525.5            |
| 6     | AVITI TWINAOMKAMA PROTACE     | M   | 45          | A | 45        | A | 37      | B | 50      | A | 48             | A | 225   | 45      | A         | 6.5          | 592              |
| 7     | LISA CLEMENSIA BUTOTO         | F   | 45          | A | 47        | A | 43      | A | 49      | A | 41             | A | 225   | 45      | A         | 6.5          | 592              |
| 8     | GEORGE MWESIGE JEOFREY        | M   | 45          | A | 44        | A | 45      | A | 49      | A | 41             | A | 224   | 45      | A         | 8            | 671              |
| 9     | KAZUNGU MHOZA MASAGA          | M   | 40          | B | 45        | A | 44      | A | 50      | A | 41             | A | 220   | 44      | A         | 9.5          | 952.5            |
| 10    | JENNIFER NARSIS SEBIKWEKWE    | F   | 39          | B | 49        | A | 46      | A | 44      | A | 42             | A | 220   | 44      | A         | 9.5          | 952.5            |
| 11    | CHRIANUS MUSHOBOZI CRISPIN    | M   | 44          | A | 42        | A | 44      | A | 49      | A | 40             | B | 219   | 44      | A         | 11.5         | 1020             |
| 12    | CHRISTINA KOKUSHUBIRA CHARLES | F   | 36          | B | 48        | A | 47      | A | 48      | A | 40             | B | 219   | 44      | A         | 11.5         | 1020             |
| 13    | SARA ALINDA JOHN              | F   | 37          | B | 46        | A | 42      | A | 48      | A | 43             | A | 216   | 43      | A         | 13           | 1221             |
| 14    | HUSSEIN KASSIM KABULWE        | M   | 42          | A | 42        | A | 44      | A | 48      | A | 38             | B | 214   | 43      | A         | 14           | 1357.5           |
| 15    | ANTIA ALINDA KAMUGISHA        | F   | 40          | B | 45        | A | 42      | A | 47      | A | 38             | B | 212   | 42      | A         | 15           | 1494.5           |
| 16    | NISELLA BWAKAKE KAGARUKI      | F   | 42          | A | 46        | A | 38      | B | 47      | A | 38             | B | 211   | 42      | A         | 16           | 1562             |
| 17    | DAINILDA DANISON LUHASHA      | F   | 36          | B | 45        | A | 46      | A | 47      | A | 36             | B | 210   | 42      | A         | 17           | 1639.5           |
| 18    | JESSE JACKSON RUGUMA          | M   | 40          | B | 44        | A | 40      | B | 46      | A | 37             | B | 207   | 41      | A         | 18           | 1843.5           |
| 19    | EVANCE MUGANYIZI VENANTH      | M   | 36          | B | 45        | A | 43      | A | 48      | A | 34             | B | 206   | 41      | A         | 19           | 1909.5           |
| 20    | PETER KAIZILEGE EDWIN         | M   | 33          | B | 44        | A | 40      | B | 50      | A | 38             | B | 205   | 41      | A         | 20           | 1973             |
| 21    | ALEX MUGANYIZI VEDASTO        | M   | 39          | B | 41        | A | 40      | B | 46      | A | 36             | B | 202   | 40      | B         | 21.5         | 2176.5           |
| 22    | SAMWEL K WILLINGTON           | M   | 39          | B | 44        | A | 39      | B | 44      | A | 36             | B | 202   | 40      | B         | 21.5         | 2176.5           |
| 23    | KABAKA NJOYA MASAGA           | M   | 34          | B | 44        | A | 37      | B | 48      | A | 38             | B | 201   | 40      | B         | 23           | 2242             |
| 24    | KAIZA SAMUEL RWEYEMAMU        | M   | 30          | C | 44        | A | 42      | A | 49      | A | 34             | B | 199   | 40      | B         | 24           | 2373             |
| 25    | COLLINS NAMARA SYLIVESTER     | M   | 32          | B | 42        | A | 37      | B | 47      | A | 38             | B | 196   | 39      | B         | 25           | 2555             |

| INDEX | NAME                         | SEX | MATHEMATICS |   | KISWAHILI |   | ENGLISH |   | SCIENCE |   | SOCIAL STUDIES |   | TOTAL | AVERAGE | OVR GRADE | SCH POSITION | OVERALL POSITION |
|-------|------------------------------|-----|-------------|---|-----------|---|---------|---|---------|---|----------------|---|-------|---------|-----------|--------------|------------------|
| 26    | ALISENIUS RWEBANDIZA CHARLES | M   | 41          | A | 41        | A | 37      | B | 43      | A | 30             | C | 192   | 38      | B         | 26.5         | 2777.5           |
| 27    | DALLEN MBEZI PETRO           | M   | 30          | C | 43        | A | 42      | A | 44      | A | 33             | B | 192   | 38      | B         | 26.5         | 2777.5           |
| 28    | ISACK BARONGO PAULO          | M   | 40          | B | 43        | A | 34      | B | 44      | A | 29             | C | 190   | 38      | B         | 28.5         | 2884             |
| 29    | PRINCE PASCHAL GWIVAHA       | M   | 16          | D | 45        | A | 42      | A | 48      | A | 39             | B | 190   | 38      | B         | 28.5         | 2884             |
| 30    | EMMANUEL MGISHA KATATWILE    | M   | 33          | B | 43        | A | 41      | A | 43      | A | 29             | C | 189   | 38      | B         | 30           | 2931.5           |
| 31    | VIVIAN JASSON AINEKISHA      | F   | 27          | C | 46        | A | 42      | A | 43      | A | 30             | C | 188   | 38      | B         | 31           | 2987             |
| 32    | MUKSINI MULASHANI GEORGE     | M   | 27          | C | 39        | B | 43      | A | 46      | A | 32             | B | 187   | 37      | B         | 32.5         | 3046             |
| 33    | DATIVA KAGEMULO BAHINDI      | F   | 22          | C | 44        | A | 44      | A | 47      | A | 30             | C | 187   | 37      | B         | 32.5         | 3046             |
| 34    | BRIAN MJUNI CHRISTOPHER      | M   | 25          | C | 35        | B | 42      | A | 47      | A | 37             | B | 186   | 37      | B         | 34           | 3105.5           |
| 35    | ALBERT MAGAYANE PETER        | M   | 35          | B | 42        | A | 37      | B | 46      | A | 25             | C | 185   | 37      | B         | 37           | 3166             |
| 36    | GODWINE KAMUGISHA GABRIEL    | M   | 31          | B | 33        | B | 45      | A | 44      | A | 32             | B | 185   | 37      | B         | 37           | 3166             |
| 37    | MOSES TUMAINI TEGEMEO        | M   | 28          | C | 45        | A | 38      | B | 47      | A | 27             | C | 185   | 37      | B         | 37           | 3166             |
| 38    | ANELISA KOKWONGEZA MTELANI   | F   | 32          | B | 44        | A | 39      | B | 44      | A | 26             | C | 185   | 37      | B         | 37           | 3166             |
| 39    | NICELA ALINDA SIMEON         | F   | 30          | C | 43        | A | 40      | B | 46      | A | 26             | C | 185   | 37      | B         | 37           | 3166             |
| 40    | STELLA MFULA JONATHAN        | F   | 27          | C | 41        | A | 40      | B | 44      | A | 32             | B | 184   | 37      | B         | 40           | 3221             |
| 41    | LUCIA CHACHA WAIBOGA         | F   | 24          | C | 46        | A | 40      | B | 47      | A | 25             | C | 182   | 36      | B         | 41           | 3323             |
| 42    | TUMWESIGE NIWAGILA KAHIGI    | M   | 32          | B | 42        | A | 40      | B | 36      | B | 31             | B | 181   | 36      | B         | 42           | 3377             |
| 43    | ABDALAH ALIBALIO AZIZI       | M   | 28          | C | 46        | A | 33      | B | 41      | A | 32             | B | 180   | 36      | B         | 44           | 3427             |
| 44    | JOSEPH GERALD KANISIO        | M   | 19          | D | 45        | A | 39      | B | 45      | A | 32             | B | 180   | 36      | B         | 44           | 3427             |
| 45    | NERIA AGONZA MODESTY         | F   | 27          | C | 45        | A | 38      | B | 41      | A | 29             | C | 180   | 36      | B         | 44           | 3427             |
| 46    | CYLIACUS KAMANZI JOSEPH      | M   | 28          | C | 40        | B | 34      | B | 44      | A | 33             | B | 179   | 36      | B         | 46           | 3471.5           |
| 47    | GRATION M MUGANYIZI          | M   | 25          | C | 44        | A | 37      | B | 43      | A | 27             | C | 176   | 35      | B         | 47           | 3605.5           |
| 48    | MALICK MAJID KATUNZI         | M   | 22          | C | 44        | A | 39      | B | 40      | B | 29             | C | 174   | 35      | B         | 48           | 3698.5           |
| 49    | COLLIN THOMAS NDALO          | M   | 26          | C | 43        | A | 31      | B | 41      | A | 31             | B | 172   | 34      | B         | 49.5         | 3787             |
| 50    | ATUGONZA BYELA DENICE        | F   | 32          | B | 41        | A | 33      | B | 39      | B | 27             | C | 172   | 34      | B         | 49.5         | 3787             |

| INDEX | NAME                       | SEX | MATHEMATICS |   | KISWAHILI |   | ENGLISH |   | SCIENCE |   | SOCIAL STUDIES |   | TOTAL | AVERAGE | OVR GRADE | SCH POSITION | OVERALL POSITION |
|-------|----------------------------|-----|-------------|---|-----------|---|---------|---|---------|---|----------------|---|-------|---------|-----------|--------------|------------------|
| 51    | KENEDY JOHN RUGEMALILA     | M   | 18          | D | 40        | B | 32      | B | 46      | A | 35             | B | 171   | 34      | B         | 51           | 3832             |
| 52    | MPONELA JACKSON HAVA       | M   | 31          | B | 36        | B | 35      | B | 36      | B | 30             | C | 168   | 34      | B         | 52.5         | 3955             |
| 53    | FATHIA NASWIRU KAMALA      | F   | 25          | C | 40        | B | 39      | B | 40      | B | 24             | C | 168   | 34      | B         | 52.5         | 3955             |
| 54    | MALICK M MASHIKURA         | M   | 20          | D | 40        | B | 35      | B | 42      | A | 30             | C | 167   | 33      | B         | 54.5         | 3991.5           |
| 55    | ANNAJOYCE K METHOD         | F   | 22          | C | 42        | A | 35      | B | 38      | B | 30             | C | 167   | 33      | B         | 54.5         | 3991.5           |
| 56    | ANGEL ANNA ONESIMO         | F   | 18          | D | 39        | B | 38      | B | 42      | A | 23             | C | 160   | 32      | B         | 56           | 4263.5           |
| 57    | VERYNICE LEONCE ANEY       | F   | 25          | C | 39        | B | 36      | B | 31      | B | 28             | C | 159   | 32      | B         | 57           | 4295.5           |
| 58    | EMMANUEL INNOCENT KASALABA | M   | 18          | D | 41        | A | 39      | B | 33      | B | 27             | C | 158   | 32      | B         | 58           | 4327.5           |
| 59    | ANETH NYABINGI PETRO       | F   | 16          | D | 42        | A | 40      | B | 37      | B | 22             | C | 157   | 31      | B         | 59           | 4359             |
| 60    | SHARON PROTASE APOLINARY   | F   | 19          | D | 38        | B | 33      | B | 37      | B | 24             | C | 151   | 30      | C         | 60           | 4569             |
| 61    | REHEMA NAFUNA JAMES        | F   | 18          | D | 35        | B | 39      | B | 36      | B | 22             | C | 150   | 30      | C         | 61           | 4600.5           |
| 62    | NEEMA JULIA GEORGE         | F   | 23          | C | 39        | B | 33      | B | 32      | B | 20             | D | 147   | 29      | C         | 62           | 4694.5           |
| 63    | JOSEPHINE ASIMWE JOSEPH    | F   | 18          | D | 37        | B | 35      | B | 27      | C | 22             | C | 139   | 28      | C         | 63.5         | 4889.5           |
| 64    | ZAMZAM SIRAJI MAJURA       | F   | 11          | D | 39        | B | 31      | B | 37      | B | 21             | C | 139   | 28      | C         | 63.5         | 4889.5           |
| 65    | SAMWEL AAYENDELA KAHIGI    | M   | 19          | D | 33        | B | 27      | C | 32      | B | 19             | D | 130   | 26      | C         | 65           | 5066             |
| 66    | PHILIPO ERASTO HIZZA       | M   | 15          | D | 34        | B | 28      | C | 22      | C | 25             | C | 124   | 25      | C         | 66           | 5148.5           |
| 67    | BLESSED ISMAIL LUSHASHI    | M   | 18          | D | 37        | B | 23      | C | 20      | D | 20             | D | 118   | 24      | C         | 67           | 5212.5           |
| 68    | YASINTA KEMILEMBE JOHANESS | F   | 11          | D | 27        | C | 32      | B | 26      | C | 21             | C | 117   | 23      | C         | 68           | 5224             |
| 69    | LUCIA MICHAEL ALFRED       | F   |             |   |           |   |         |   |         |   |                |   |       |         |           |              |                  |