


	<h1>BETHLEHEM</h1>	
REGION: ARUSHA	SCHOOL AVERAGE: 173.0	BAND
DISTRICT: ARUSHA		4
		CATEGORY
		BELOW 40

SUBJECT PERFORMANCE ANALYSIS			
SUBJECT NAME	AVG	%	RNK
KISWAHILI	43.0	86%	1
SCIENCE	40.8	82%	2
ENGLISH	36.3	73%	3
MATHEMATICS	27.6	55%	4
SOCIAL STUDIES	25.3	51%	5


BOYS/GIRLS PASS RATE	STD	AVG	%
BOYS	4	0.39	39%
GIRLS	6	0.61	61%



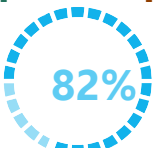
73%
ENGLISH



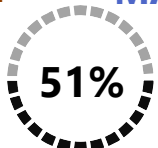
86%
KISWAHILI



55%
MATHEMATICS



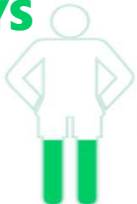

82%
SCIENCE



51%
SOCIAL STUDIES

GRADE ANALYSIS SUMMARY					
SUBJECT NAME/GRADE	A	B	C	D	E
MATHEMATICS	0	4	5	1	0
KISWAHILI	10	0	0	0	0
ENGLISH	1	8	1	0	0
SCIENCE	6	4	0	0	0
SOCIAL STUDIES	0	1	7	2	0

OVERALL GRADE ANALYSIS			
NO.	SEATED	%	
41- 45	0	10	0%
30.5 - 40	9		90%
20.5 - 30	1		10%
10.5 - 20	0	0	0%
0- 10	0		0%

BOYS VS GIRLS PASSRATE (%)		
BOYS  39%	 61% GIRLS	

OVERALL PERFORMANCE ANALYSIS		
REGISTERED	10	100%
SEATED	10	100%
ABSENTEES	0	0%
PASSED	10	100%
FAILED	0	0%
SCHOOL POSITION	53	
TOTAL SCHOOLS	87	

INDEX	NAME	SEX	MATHEMATICS		KISWAHILI		ENGLISH		SCIENCE		SOCIAL STUDIES		TOTAL	AVERAGE	OVR GRADE	SCH POSITION	OVERALL POSITION
1	ANDY MACKIE JESSEY	M	35	B	44	A	35	B	44	A	36	B	194	39	B	1	2672
2	PATRICK YUDA MKAI	M	29	C	45	A	40	B	45	A	30	C	189	38	B	2	2931.5
3	DEBORA BENJAMIN SAGARA	F	21	C	44	A	45	A	45	A	30	C	185	37	B	3	3166
4	GETRUDE ELIPOKEA MBISE	F	37	B	43	A	34	B	43	A	27	C	184	37	B	4	3221
5	CAREEN JOHNSON KIDUNDA	F	32	B	43	A	40	B	40	B	27	C	182	36	B	5	3323
6	PAMELA PRAYGOD NNKO	F	35	B	41	A	37	B	41	A	23	C	177	35	B	6	3558
7	YASINTA KORNELY MMASI	F	26	C	43	A	34	B	41	A	20	D	164	33	B	7	4104.5
8	DELPHINA JUMA MSANGI	F	21	C	42	A	35	B	37	B	22	C	157	31	B	8	4359
9	ERNEST CASTO MCHOME	M	24	C	41	A	34	B	33	B	21	C	153	31	B	9	4499.5
10	BRIAN BARNABAS MAKOI	M	16	D	44	A	29	C	39	B	17	D	145	29	C	10	4746