
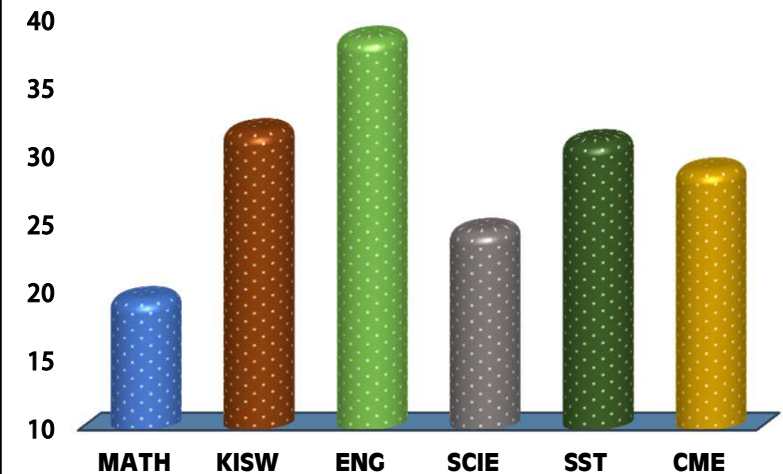
	<h1 style="margin:0;">BINOMUKAMA</h1>	
REGION: DAR ES SALAAM	SCHOOL AVERAGE: 29.1	DISTRICT: ILALA
SUBJECT AND GRADE PERFORMANCE ANALYSIS		

SUBJECT RANKING			
ENGLISH	38.6	77%	1
KISWAHILI	31.9	64%	2
SOCIAL STUDIES	31.1	62%	3
CIVIC AND MORAL EDUCATION	29.0	58%	4
SCIENCE	24.6	49%	5
MATHEMATICS	19.6	39%	6

SUBJECT GRADE ANALYSIS					
SUBJECT/GRADE	A	B	C	D	F
MATHEMATICS	0	1	3	9	0
KISWAHILI	0	10	4	0	0
ENGLISH	7	6	0	1	0
SCIENCE	0	4	5	5	0
SOCIAL STUDIES	0	9	3	2	0
CIVIC AND MORAL	2	6	2	4	0



OVERALL GRADE ANALYSIS			
A	0	14	0%
B	7		9%
C	5		6%
D	2		2%
F	0		0%

CHART SUBJECT ANALYSIS



MATH	KISW	ENG	SCIE	SST	CME
------	------	-----	------	-----	-----

BOYS VS GIRLS PERFORMANCE

	SAT		SAT	TOTAL
	7		7	14
30%		28%		

SEATED	14	100%
ABSENTEES	0	0%
PASSED	12	86%
FAILED	2	14%

NO	NAME	SEX	MATH		KISW		ENG		SCI		SST		CME		TOTAL	AVG	GRADE	POS
1	COLLINS BONIFACE MWAKAMELE	M	23	C	29	C	45	A	34	B	40	B	42	A	213	35.5	B	1.5
2	KASIMU KAMBI KIMUNGWI	M	34	B	34	B	42	A	31	B	37	B	35	B	213	35.5	B	1.5
3	ADAM NURDIN KARAMRAI	M	30	C	33	B	40	B	35	B	33	B	41	A	212	35.3	B	3
4	BEATRICE PAUL MACHA	F	27	C	35	B	45	A	31	B	36	B	36	B	210	35.0	B	4
5	JAPHET GERADI MTAMBALA	M	18	D	33	B	45	A	26	C	39	B	32	B	193	32.2	B	5
6	HOPE POLINI MARK	F	17	D	36	B	41	A	30	C	37	B	31	B	192	32.0	B	6
7	CRENCENCIA HUSSEIN MBAGA	F	18	D	34	B	43	A	22	C	32	B	35	B	184	30.7	B	7
8	SAFIA SOUD AKIDA	F	20	D	31	B	42	A	20	D	34	B	32	B	179	29.8	C	8
9	FEISAL UWEZO ATHUMANI	M	15	D	34	B	37	B	27	C	32	B	19	D	164	27.3	C	9.5
10	HANCE VUMILIA LOTI	M	14	D	34	B	37	B	20	D	29	C	30	C	164	27.3	C	9.5
11	DORIKA JACOB MICHAEL	F	20	D	32	B	37	B	25	C	24	C	23	C	161	26.8	C	11
12	ASMA ATHUMAN KONDO	F	10	E	24	C	36	B	16	D	28	C	19	D	133	22.2	C	12
13	HEAVENLIGHT PETRO ESSAU	F	12	D	28	C	31	B	13	D	19	D	16	D	119	19.8	D	13
14	ELIA FRANK MATEI	M	16	D	29	C	20	D	14	D	15	D	15	D	109	18.2	D	14