






		<b>BROOKSIDE</b>																																																								
<b>REGION: DAR ES SALAAM</b>		<b>SCHOOL AVERAGE: 183.2</b>		<b>BAND 3</b>																																																						
<b>DISTRICT: UBUNGO</b>				<b>CATEGORY ABOVE 40</b>																																																						
<b>SUBJECT PERFORMANCE ANALYSIS</b>																																																										
<table border="1"> <thead> <tr> <th>SUBJECT NAME</th> <th>AVG</th> <th>%</th> <th>RNK</th> </tr> </thead> <tbody> <tr> <td>SCIENCE</td> <td>41.4</td> <td>83%</td> <td>1</td> </tr> <tr> <td>KISWAHILI</td> <td>40.0</td> <td>80%</td> <td>2</td> </tr> <tr> <td>ENGLISH</td> <td>36.6</td> <td>73%</td> <td>3</td> </tr> <tr> <td>SOCIAL STUDIES</td> <td>32.7</td> <td>65%</td> <td>4</td> </tr> <tr> <td>MATHEMATICS</td> <td>32.5</td> <td>65%</td> <td>5</td> </tr> </tbody> </table>		SUBJECT NAME	AVG	%	RNK	SCIENCE	41.4	83%	1	KISWAHILI	40.0	80%	2	ENGLISH	36.6	73%	3	SOCIAL STUDIES	32.7	65%	4	MATHEMATICS	32.5	65%	5																																	
SUBJECT NAME	AVG	%	RNK																																																							
SCIENCE	41.4	83%	1																																																							
KISWAHILI	40.0	80%	2																																																							
ENGLISH	36.6	73%	3																																																							
SOCIAL STUDIES	32.7	65%	4																																																							
MATHEMATICS	32.5	65%	5																																																							
<table border="1"> <thead> <tr> <th>BOYS/GIRLS PASS RATE</th> <th>STD</th> <th>AVG</th> <th>%</th> </tr> </thead> <tbody> <tr> <td>BOYS</td> <td>49</td> <td>0.60</td> <td>60%</td> </tr> <tr> <td>GIRLS</td> <td>34</td> <td>0.40</td> <td>40%</td> </tr> </tbody> </table>		BOYS/GIRLS PASS RATE	STD	AVG	%	BOYS	49	0.60	60%	GIRLS	34	0.40	40%	<table border="1"> <thead> <tr> <th colspan="5">GRADE ANALYSIS SUMMARY</th> </tr> <tr> <th>SUBJECT NAME/GRADE</th> <th>A</th> <th>B</th> <th>C</th> <th>D</th> <th>E</th> </tr> </thead> <tbody> <tr> <td>MATHEMATICS</td> <td>15</td> <td>34</td> <td>26</td> <td>5</td> <td>0</td> </tr> <tr> <td>KISWAHILI</td> <td>41</td> <td>31</td> <td>8</td> <td>0</td> <td>0</td> </tr> <tr> <td>ENGLISH</td> <td>15</td> <td>57</td> <td>8</td> <td>0</td> <td>0</td> </tr> <tr> <td>SCIENCE</td> <td>50</td> <td>26</td> <td>4</td> <td>0</td> <td>0</td> </tr> <tr> <td>SOCIAL STUDIES</td> <td>5</td> <td>44</td> <td>29</td> <td>2</td> <td>0</td> </tr> </tbody> </table>				GRADE ANALYSIS SUMMARY					SUBJECT NAME/GRADE	A	B	C	D	E	MATHEMATICS	15	34	26	5	0	KISWAHILI	41	31	8	0	0	ENGLISH	15	57	8	0	0	SCIENCE	50	26	4	0	0	SOCIAL STUDIES	5	44	29	2	0
BOYS/GIRLS PASS RATE	STD	AVG	%																																																							
BOYS	49	0.60	60%																																																							
GIRLS	34	0.40	40%																																																							
GRADE ANALYSIS SUMMARY																																																										
SUBJECT NAME/GRADE	A	B	C	D	E																																																					
MATHEMATICS	15	34	26	5	0																																																					
KISWAHILI	41	31	8	0	0																																																					
ENGLISH	15	57	8	0	0																																																					
SCIENCE	50	26	4	0	0																																																					
SOCIAL STUDIES	5	44	29	2	0																																																					
<table border="1"> <thead> <tr> <th>OVERALL GRADE ANALYSIS</th> <th>NO.</th> <th>SEATED</th> <th>%</th> </tr> </thead> <tbody> <tr> <td>41 - 45</td> <td>19</td> <td rowspan="3">80</td> <td>24%</td> </tr> <tr> <td>30.5 - 40</td> <td>52</td> <td>65%</td> </tr> <tr> <td>20.5 - 30</td> <td>9</td> <td>11%</td> </tr> <tr> <td>10.5 - 20</td> <td>0</td> <td rowspan="2">0</td> <td>0%</td> </tr> <tr> <td>0 - 10</td> <td>0</td> <td>0%</td> </tr> </tbody> </table>		OVERALL GRADE ANALYSIS	NO.	SEATED	%	41 - 45	19	80	24%	30.5 - 40	52	65%	20.5 - 30	9	11%	10.5 - 20	0	0	0%	0 - 10	0	0%	<table border="1"> <thead> <tr> <th colspan="3">BOYS VS GIRLS PASSRATE (%)</th> </tr> </thead> <tbody> <tr> <td><b>BOYS</b></td> <td></td> <td><b>60%</b></td> </tr> <tr> <td><b>GIRLS</b></td> <td></td> <td><b>40%</b></td> </tr> </tbody> </table>				BOYS VS GIRLS PASSRATE (%)			<b>BOYS</b>		<b>60%</b>	<b>GIRLS</b>		<b>40%</b>																							
OVERALL GRADE ANALYSIS	NO.	SEATED	%																																																							
41 - 45	19	80	24%																																																							
30.5 - 40	52		65%																																																							
20.5 - 30	9		11%																																																							
10.5 - 20	0	0	0%																																																							
0 - 10	0		0%																																																							
BOYS VS GIRLS PASSRATE (%)																																																										
<b>BOYS</b>		<b>60%</b>																																																								
<b>GIRLS</b>		<b>40%</b>																																																								
<table border="1"> <thead> <tr> <th colspan="3">OVERALL PERFORMANCE ANALYSIS</th> </tr> </thead> <tbody> <tr> <td>REGISTERED</td> <td>83</td> <td>100%</td> </tr> <tr> <td>SEATED</td> <td>80</td> <td>96%</td> </tr> <tr> <td>ABSENTEES</td> <td>3</td> <td>4%</td> </tr> <tr> <td>PASSED</td> <td>80</td> <td>96%</td> </tr> <tr> <td>FAILED</td> <td>0</td> <td>0%</td> </tr> <tr> <td>SCHOOL POSITION</td> <td colspan="2">33</td> </tr> <tr> <td>TOTAL SCHOOLS</td> <td colspan="2">52</td> </tr> </tbody> </table>						OVERALL PERFORMANCE ANALYSIS			REGISTERED	83	100%	SEATED	80	96%	ABSENTEES	3	4%	PASSED	80	96%	FAILED	0	0%	SCHOOL POSITION	33		TOTAL SCHOOLS	52																														
OVERALL PERFORMANCE ANALYSIS																																																										
REGISTERED	83	100%																																																								
SEATED	80	96%																																																								
ABSENTEES	3	4%																																																								
PASSED	80	96%																																																								
FAILED	0	0%																																																								
SCHOOL POSITION	33																																																									
TOTAL SCHOOLS	52																																																									

INDEX	NAME	SEX	MATHEMATICS		KISWAHILI		ENGLISH		SCIENCE		SOCIAL STUDIES		TOTAL	AVERAGE	OVR GRADE	SCH POSITION	OVERALL POSITION
1	BARAKA GEORGE MSECHU	M	47	A	48	A	37	B	48	A	39	B	219	44	A	1	1020
2	JASMIN HAMIS SUNGURA	F	43	A	47	A	41	A	46	A	40	B	217	43	A	2	1155.5
3	CURTIS COLLINS MDENDU	M	45	A	48	A	35	B	50	A	38	B	216	43	A	4	1221
4	RENALD FRANCIS WILLIUM	M	44	A	49	A	43	A	39	B	41	A	216	43	A	4	1221
5	CHARITY ISAYA MWANSASU	F	44	A	47	A	41	A	46	A	38	B	216	43	A	4	1221
6	ELVIN DAUD KILINGO	M	42	A	46	A	40	B	49	A	38	B	215	43	A	6	1289
7	BRIAN XAVERY MWINUKA	M	42	A	46	A	37	B	50	A	39	B	214	43	A	7	1357.5
8	DANIEL JUDICA JOSEN	M	41	A	45	A	37	B	47	A	40	B	210	42	A	8	1639.5
9	CHRIS SIMON NDEE	M	43	A	46	A	36	B	45	A	39	B	209	42	A	10	1707.5
10	IPYANA BENJAMINI THOMPSON	M	38	B	46	A	37	B	49	A	39	B	209	42	A	10	1707.5
11	VICTOR FABIAN SHAYO	M	43	A	43	A	36	B	47	A	40	B	209	42	A	10	1707.5
12	COLLINS PETER MRAMBA	M	38	B	47	A	35	B	50	A	38	B	208	42	A	12	1771.5
13	BELIVE ZACHARIA MASSIGE	M	44	A	43	A	43	A	40	B	37	B	207	41	A	14	1843.5
14	IVAN EMMANUEL MUSHI	M	38	B	46	A	38	B	49	A	36	B	207	41	A	14	1843.5
15	STEVEN BENSON MWAKANINILE	M	44	A	43	A	36	B	46	A	38	B	207	41	A	14	1843.5
16	IAN EMMANUEL MUSHI	M	42	A	48	A	34	B	46	A	36	B	206	41	A	16	1909.5
17	ELISHA DUMISHA NGOWI	M	39	B	44	A	37	B	49	A	36	B	205	41	A	17	1973
18	BRIAN DAVID LYANGA	M	34	B	46	A	37	B	48	A	39	B	204	41	A	18	2037
19	MIGUEL NONAME MBIRU	M	36	B	40	B	39	B	49	A	39	B	203	41	A	19	2104.5
20	HENRY EDMUND KAMUGISHA	M	40	B	42	A	35	B	48	A	36	B	201	40	B	21.5	2242
21	RUAICHI BEATUS NABOR	M	35	B	38	B	37	B	47	A	44	A	201	40	B	21.5	2242
22	SHABAN HUSSEIN SAID	M	35	B	44	A	41	A	45	A	36	B	201	40	B	21.5	2242
23	CATHERINE YESSEH WAHYUNGI	F	39	B	43	A	40	B	41	A	38	B	201	40	B	21.5	2242
24	ARON EDWIN ZABLON	M	41	A	42	A	34	B	46	A	37	B	200	40	B	24	2306
25	BERTHA BENETH SIGARA	F	43	A	40	B	38	B	46	A	32	B	199	40	B	25	2373

INDEX	NAME	SEX	MATHEMATICS		KISWAHILI		ENGLISH		SCIENCE		SOCIAL STUDIES		TOTAL	AVERAGE	OVR GRADE	SCH POSITION	OVERALL POSITION
26	EMMANUEL FRANK MAKALA	M	37	B	36	B	40	B	48	A	37	B	198	40	B	26.5	2436
27	LAURYN UPILE AKILI	F	28	C	44	A	47	A	45	A	34	B	198	40	B	26.5	2436
28	JENIPHER GWAMAKA MWAKATEBE	F	38	B	42	A	42	A	45	A	30	C	197	39	B	28	2496.5
29	MAXWEL EMMANUEL LEMA	M	34	B	43	A	39	B	44	A	36	B	196	39	B	29	2555
30	ELVIS DAUDI KILINGO	M	31	B	41	A	42	A	42	A	38	B	194	39	B	30.5	2672
31	JOAN MICHAEL SEIYAI	F	33	B	40	B	39	B	36	B	46	A	194	39	B	30.5	2672
32	SHIMRI SAMWEL MZIRAY	M	37	B	42	A	39	B	44	A	31	B	193	39	B	32	2725
33	RIDHIWAN ABDALA MUSSAD	M	33	B	37	B	35	B	42	A	45	A	192	38	B	33.5	2777.5
34	DAMARIS JOHN MGULLU	F	33	B	39	B	41	A	37	B	42	A	192	38	B	33.5	2777.5
35	BARAKA ERASTO LIKOTIKO	M	39	B	40	B	37	B	44	A	31	B	191	38	B	35	2834
36	ERICK DEOGRATIUS PAUL	M	31	B	38	B	38	B	45	A	37	B	189	38	B	36	2931.5
37	PRINCESS DAUDI URASSA	F	31	B	38	B	37	B	44	A	37	B	187	37	B	37	3046
38	LUSAJO DANIEL MWANDISI	M	34	B	41	A	39	B	36	B	36	B	186	37	B	38.5	3105.5
39	JOAN JULIAN MWANANA	F	28	C	42	A	43	A	43	A	30	C	186	37	B	38.5	3105.5
40	JENIPHA JOSEPH KAYUMBA	F	30	C	40	B	41	A	43	A	31	B	185	37	B	40	3166
41	JUNIOR GILBERT MILULU	M	36	B	42	A	36	B	39	B	31	B	184	37	B	41.5	3221
42	ANGELA MATHEW NGWAHI	F	27	C	46	A	40	B	42	A	29	C	184	37	B	41.5	3221
43	BLESSING ELISAI TARIMO	F	36	B	40	B	37	B	38	B	32	B	183	37	B	43	3271
44	SIMON DAVID KALIMI	M	33	B	34	B	43	A	41	A	30	C	181	36	B	44.5	3377
45	FAITH ALEX TEMBA	F	25	C	45	A	38	B	42	A	31	B	181	36	B	44.5	3377
46	HARUNA KASSIM ZUBERI	M	28	C	41	A	30	C	41	A	40	B	180	36	B	46.5	3427
47	MARIAM HEMED CHANDE	F	30	C	42	A	41	A	38	B	29	C	180	36	B	46.5	3427
48	MILKER EMMANUEL MOFAT	F	34	B	42	A	36	B	42	A	25	C	179	36	B	48	3471.5
49	ABDULAZAQ RAMADHANI HAMIS	M	32	B	40	B	34	B	36	B	36	B	178	36	B	49.5	3513.5
50	VENANCE GODSON SWAI	M	38	B	36	B	31	B	41	A	32	B	178	36	B	49.5	3513.5

INDEX	NAME	SEX	MATHEMATICS		KISWAHILI		ENGLISH		SCIENCE		SOCIAL STUDIES		TOTAL	AVERAGE	OVR GRADE	SCH POSITION	OVERALL POSITION
51	ABIGAELE EMANUEL MBOWE	F	37	B	36	B	37	B	36	B	31	B	177	35	B	51	3558
52	ANETH HERICO NDENDYA	F	32	B	43	A	32	B	39	B	30	C	176	35	B	52	3605.5
53	ABDULY SAID MILANZI	M	23	C	39	B	33	B	46	A	33	B	174	35	B	53	3698.5
54	SAMWEL GODFREY MUSHI	M	25	C	42	A	34	B	45	A	27	C	173	35	B	54.5	3744
55	MUNIRA ABBAS BENASUS	F	32	B	45	A	33	B	37	B	26	C	173	35	B	54.5	3744
56	JUNIOR CHRISS MWITA	M	19	D	47	A	41	A	38	B	27	C	172	34	B	56	3787
57	JECELYNE GWAMAKA MWAKATEBE	F	31	B	34	B	32	B	41	A	33	B	171	34	B	57	3832
58	VICENT VICTOR MCHUNGUZI	M	34	B	29	C	35	B	38	B	34	B	170	34	B	58	3872.5
59	CAREEN AMDUN MAIGA	F	27	C	39	B	30	C	44	A	28	C	168	34	B	59	3955
60	LINA SUDI MWANSALA	F	28	C	40	B	35	B	37	B	27	C	167	33	B	60.5	3991.5
61	ZAITUNI HASHIMU JUMA	F	25	C	38	B	37	B	41	A	26	C	167	33	B	60.5	3991.5
62	CAREEN AUBREY MATECHI	F	23	C	44	A	30	C	39	B	28	C	164	33	B	62	4104.5
63	ALEC JOSEPH MWANASALA	M	25	C	32	B	34	B	45	A	25	C	161	32	B	64	4228.5
64	MAIZA SHUKURU JUMA	M	23	C	38	B	37	B	42	A	21	C	161	32	B	64	4228.5
65	JUDITH JOHN MWAKATOBÉ	F	25	C	33	B	41	A	32	B	30	C	161	32	B	64	4228.5
66	ZUBERI DAVID NGAGA	M	29	C	37	B	33	B	35	B	26	C	160	32	B	66	4263.5
67	JOHN PHILIP MCHAINA	M	29	C	34	B	38	B	30	C	27	C	158	32	B	69	4327.5
68	MICHAEL CHRISTOPHER MSENDO	M	23	C	27	C	38	B	41	A	29	C	158	32	B	69	4327.5
69	JANETH ISSA PAKATA	F	22	C	41	A	37	B	36	B	22	C	158	32	B	69	4327.5
70	LUCY DANIEL KIFUTA	F	28	C	40	B	26	C	37	B	27	C	158	32	B	69	4327.5
71	IVVEN JIHALD IWWEN	F	25	C	35	B	36	B	38	B	24	C	158	32	B	69	4327.5
72	JOHARI HAMIS SUNGURA	F	16	D	37	B	37	B	33	B	29	C	152	30	C	72	4536
73	GLORIOUS BONIFACE KYANDO	F	24	C	34	B	31	B	34	B	28	C	151	30	C	73	4569
74	SAAD SAID TANDIKA	M	21	C	38	B	28	C	26	C	33	B	146	29	C	74	4721.5
75	MUDHWAFAR MURSALIN MAVERE	M	19	D	27	C	30	C	41	A	28	C	145	29	C	76	4746

INDEX	NAME	SEX	MATHEMATICS		KISWAHILI		ENGLISH		SCIENCE		SOCIAL STUDIES		TOTAL	AVERAGE	OVR GRADE	SCH POSITION	OVERALL POSITION
76	MAGRETH DANIEL MHANDO	F	24	C	29	C	27	C	38	B	27	C	145	29	C	76	4746
77	MILKA HARUN MSINJILI	F	29	C	27	C	37	B	29	C	23	C	145	29	C	76	4746
78	JOYCE SIBONIKE JOHN	F	18	D	30	C	35	B	33	B	28	C	144	29	C	78	4772.5
79	SULEIMAN MOHAMED AHMED	M	37	B	26	C	34	B	23	C	15	D	135	27	C	79	4978.5
80	PATRICK JUNIOR ROMAN	M	13	D	30	C	28	C	36	B	17	D	124	25	C	80	5148.5
81	GILBERT KANTYA MALLYA	M															
82	MALCOM FREDRICK KAVISHE	M															
83	SALHA JUMA KITENGULE	F															