
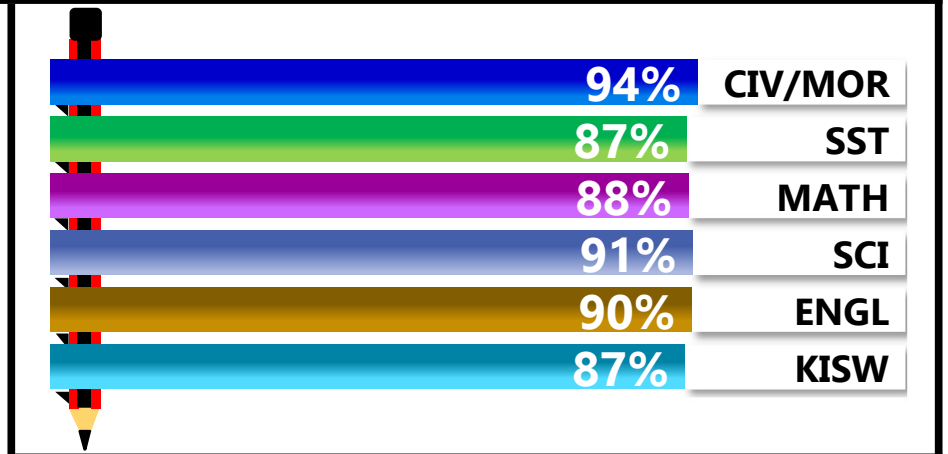
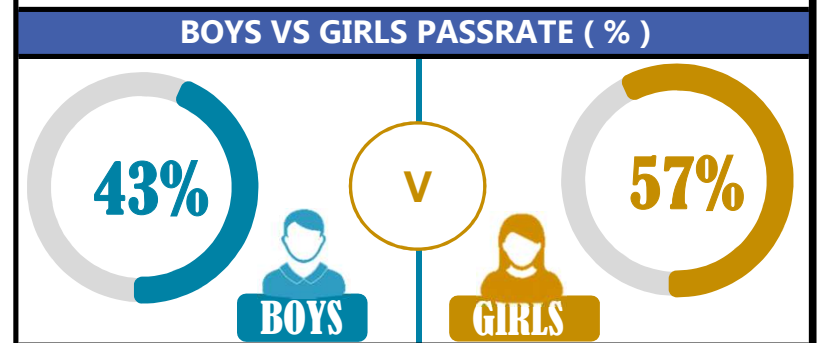
		<h1>BROOKSIDE</h1>			
REGION: DAR ES SALAAM		SCHOOL AVERAGE	268.2	OVERALL GRADE	A
DISTRICT: UBUNGO				CATEGORY	ABOVE 40

SUBJECT PERFORMANCE ANALYSIS

SUBJECT NAME	AVG	%	RNK	
CIVIC & MORAL	46.8	94%	1	
SCIENCE	45.4	91%	2	
ENGLISH	45.0	90%	3	
MATHEMATICS	44.1	88%	4	
SOCIAL STUDIES	43.6	87%	5	
KISWAHILI	43.3	87%	6	
BOYS/GIRLS PASS RATE		STD	AVG	%
BOYS		28	0.43	43%
GIRLS		36	0.57	57%



GRADE ANALYSIS SUMMARY					
SUBJECT NAME/GRADE	A	B	C	D	E
MATHEMATICS	54	9	1	0	0
KISWAHILI	52	12	0	0	0
ENGLISH	62	2	0	0	0
SCIENCE	61	3	0	0	0
SOCIAL STUDIES	55	9	0	0	0
CIVIC AND MORAL	62	1	0	0	0
OVERALL GRADE ANALYSIS		NO.	SEATED	%	
A	63	64	0	98%	
B	1			2%	
C	0			0%	
D	0	0	0	0%	
E	0			0%	



OVERALL PERFORMANCE ANALYSIS		
REGISTERED	64	100%
SEATED	64	100%
ABSENTEES	0	0%
PASSED	64	100%
FAILED	0	0%

INDEX	NAME	SEX	MATHEMATICS		KISWAHILI		ENGLISH		SCIENCE		SOCIAL STUDIES		CIVIC & MORAL		TOTAL	AVERAGE	OVERALL GRADE	SCH POSITION	OVERALL POSITION
1	ESTERGRACE AMOS NENE	F	49	A	47	A	47	A	49	A	46	A	49	A	287	48	A	1	78.5
2	JOEL MBELWA MBELWA	M	50	A	45	A	50	A	48	A	47	A	46	A	286	48	A	2	104.5
3	FAITH HAROLD SUNGUSIA	F	49	A	47	A	48	A	47	A	44	A	49	A	284	47	A	3	167
4	ANNA JAMES NGOGE	F	49	A	47	A	49	A	47	A	46	A	45	A	283	47	A	4	206.5
5	LISA INNOCENT MINJA	F	49	A	44	A	48	A	47	A	45	A	48	A	281	47	A	5.5	299
6	PATRICIA PETER MWENDEMSEKE	F	47	A	42	A	45	A	49	A	48	A	50	A	281	47	A	5.5	299
7	CHARLES JULIUS NGOWI	M	48	A	47	A	48	A	45	A	42	A	49	A	279	47	A	7	405
8	NATHAN PAUL SHIRIMA	M	48	A	42	A	47	A	47	A	46	A	48	A	278	46	A	8	458.5
9	DOREEN EMMANUEL KAMBO	F	49	A	37	B	47	A	48	A	47	A	49	A	277	46	A	10	513.5
10	EUDIA JUBILETE MSAKI	F	47	A	37	B	47	A	49	A	48	A	49	A	277	46	A	10	513.5
11	EVELINE STEPHEN MUSHI	F	48	A	43	A	43	A	48	A	46	A	49	A	277	46	A	10	513.5
12	CHARITY ELIBARIKI SIRIKWA	F	49	A	38	B	47	A	49	A	44	A	49	A	276	46	A	14	569
13	HAFSA KAZEMBE MATONDA	F	47	A	46	A	44	A	49	A	43	A	47	A	276	46	A	14	569
14	MARRYHAPPINESS PRIVA SHIRIM	F	45	A	42	A	46	A	49	A	46	A	48	A	276	46	A	14	569
15	THERESIA POLYCARP AFRICANUS	F	47	A	42	A	44	A	47	A	48	A	48	A	276	46	A	14	569
16	VIOLETH ALINANUSWE JOHN	F	46	A	47	A	44	A	47	A	44	A	48	A	276	46	A	14	569
17	SHARDACK JOHN MWAKYUSA	M	44	A	46	A	45	A	46	A	47	A	47	A	275	46	A	19	627.5
18	BRENDA DAVID LYANGA	F	50	A	39	B	46	A	45	A	46	A	49	A	275	46	A	19	627.5
19	ESTHER JOHN CHIWATA	F	43	A	48	A	42	A	47	A	46	A	49	A	275	46	A	19	627.5
20	GLORY DEUSDEDIT KITAMBI	F	48	A	39	B	44	A	48	A	48	A	48	A	275	46	A	19	627.5
21	IRENE IBRAHIM MAGULU	F	46	A	47	A	43	A	44	A	47	A	48	A	275	46	A	19	627.5
22	BERTHA ROBERT MAKALA	F	45	A	46	A	46	A	47	A	43	A	47	A	274	46	A	23	685
23	BRIGHTNESS EWALD KIMARIO	F	48	A	40	B	45	A	47	A	46	A	48	A	274	46	A	23	685

INDEX	NAME	SEX	MATHEMATICS		KISWAHILI		ENGLISH		SCIENCE		SOCIAL STUDIES		CIVIC & MORAL		TOTAL	AVERAGE	OVERALL GRADE	SCH POSITION	OVERALL POSITION
24	LISA GODLISTEN MONGI	F	47	A	43	A	45	A	44	A	47	A	48	A	274	46	A	23	685
25	IAN MWANIKI WANDERI	M	44	A	44	A	47	A	48	A	44	A	46	A	273	46	A	26	738.5
26	KELVIN DEOGRATIUS KIMARO	M	48	A	44	A	45	A	43	A	46	A	47	A	273	46	A	26	738.5
27	ERICA JOHN NONGE	F	44	A	46	A	45	A	47	A	43	A	48	A	273	46	A	26	738.5
28	GERSHOM MAXMILLIAN URONU	M	46	A	44	A	48	A	44	A	41	A	49	A	272	45	A	29	797.5
29	IVAN MPOKI MBELWA	M	45	A	44	A	49	A	45	A	42	A	47	A	272	45	A	29	797.5
30	BENAZIR TAWAQAL MHESA	F	44	A	46	A	49	A	41	A	45	A	47	A	272	45	A	29	797.5
31	HEAVENLIGHT ROBERT KARANI	F	42	A	47	A	43	A	47	A	44	A	48	A	271	45	A	31	858.5
32	AMIRI RAMADHANI KALAGHE	M	38	B	46	A	46	A	48	A	45	A	47	A	270	45	A	34	922.5
33	GIDION BOSCO LUTEMA	M	40	B	46	A	48	A	44	A	43	A	49	A	270	45	A	34	922.5
34	PASCAL MALUMBO MGENI	M	45	A	41	A	47	A	47	A	45	A	45	A	270	45	A	34	922.5
35	RAMJU RAMADHANI SAID	M	46	A	39	B	46	A	48	A	45	A	46	A	270	45	A	34	922.5
36	EDISTAR JOSTAR KILANGA	F	45	A	44	A	43	A	48	A	44	A	46	A	270	45	A	34	922.5
37	MAUREEN JOSEPH MYEGETA	F	44	A	44	A	41	A	45	A	47	A	48	A	269	45	A	38	981
38	MWAJUMA SAID NYUKI	F	42	A	44	A	46	A	46	A	41	A	50	A	269	45	A	38	981
39	ISACK ENOCK LAURENT	M	47	A	45	A	44	A	43	A	43	A	46	A	268	45	A	40	1035.5
40	STEVEN AUGUSTINO NELSON	M	42	A	44	A	46	A	46	A	45	A	45	A	268	45	A	40	1035.5
41	SUZAN GOODLUCK NKYA	F	42	A	45	A	42	A	47	A	45	A	47	A	268	45	A	40	1035.5
42	SAIMON ISAYA TYEAH	M	44	A	44	A	46	A	44	A	46	A	42	A	266	44	A	43	1161
43	BLESSING MALEKELA BLASIDIUS	F	43	A	47	A	47	A	46	A	39	B	44	A	266	44	A	43	1161
44	THALIA GODFREY CHELELO	F	42	A	44	A	42	A	44	A	45	A	49	A	266	44	A	43	1161
45	CAREEN JONATHAN KOMBE	F	48	A	37	B	43	A	46	A	44	A	47	A	265	44	A	46	1216

INDEX	NAME	SEX	MATHEMATICS		KISWAHILI		ENGLISH		SCIENCE		SOCIAL STUDIES		CIVIC & MORAL		TOTAL	AVERAGE	OVERALL GRADE	SCH POSITION	OVERALL POSITION
46	ZULEIKHA ZUBERI JUMA	F	39	B	46	A	45	A	43	A	44	A	48	A	265	44	A	46	1216
47	GLORY RUDIEL MMARY	F	41	A	42	A	43	A	48	A	43	A	47	A	264	44	A	47	1277
48	LEWIS LAURENCE MBOYA	M	41	A	39	B	46	A	46	A	45	A	46	A	263	44	A	49	1337.5
49	TUMAINI EMMANUEL SHAO	M	42	A	43	A	48	A	43	A	41	A	46	A	263	44	A	49	1337.5
50	UMISALAMA MUSSA MOHAMED	F	44	A	44	A	42	A	41	A	47	A	44	A	262	44	A	50	1399.5
51	AUNI ABDULTAWABU KIVATWA	M	39	B	45	A	49	A	43	A	36	B	49	A	261	44	A	51	1458
52	SILVANUS LIKAS SILAS	M	37	B	45	A	43	A	47	A	43	A	45	A	260	43	A	52	1520
53	GODFREY JAMES JAKA	M	41	A	43	A	41	A	42	A	42	A	49	A	258	43	A	54	1646
54	FLORENCE BLANDINA YOHANA	F	47	A	40	B	42	A	47	A	33	B	49	A	258	43	A	54	1646
55	LAURA ELLY KILANGO	F	41	A	44	A	45	A	42	A	42	A	44	A	258	43	A	54	1646
56	AHMED ALLY KAPWANI	M	32	B	41	A	47	A	46	A	41	A	48	A	255	43	A	57	1827
57	LAILATH SAMWEL SHOO	F	42	A	43	A	42	A	44	A	45	A	39	B	255	43	A	57	1827
58	JOHN MUSA ABDUL	M	40	B	43	A	45	A	40	B	39	B	45	A	252	42	A	59	1984
59	LEONARD MESHACK MHANGO	M	43	A	44	A	41	A	42	A	40	B	42	A	252	42	A	59	1984
60	ABDUL YUSUF MOHAMED	M	38	B	41	A	46	A	43	A	38	B	45	A	251	42	A	60	2031
61	EDWIN MDENDU KINYALA	M	47	A	45	A	44	A	37	B	33	B	43	A	249	42	A	61	2145
62	ISSAKWISA CHARLES MWAIKUJU	M	43	A	45	A	40	B	41	A	35	B	44	A	248	41	A	62	2202.5
63	SAMWEL JONSON GODFREY	M	40	B	32	B	42	A	42	A	46	A	45	A	247	41	A	63	2258.5
64	JOHNSON JOEL MCHOME	M	29	C	38	B	38	B	36	B	35	B	41	A	217	36	B	64	3477.5