
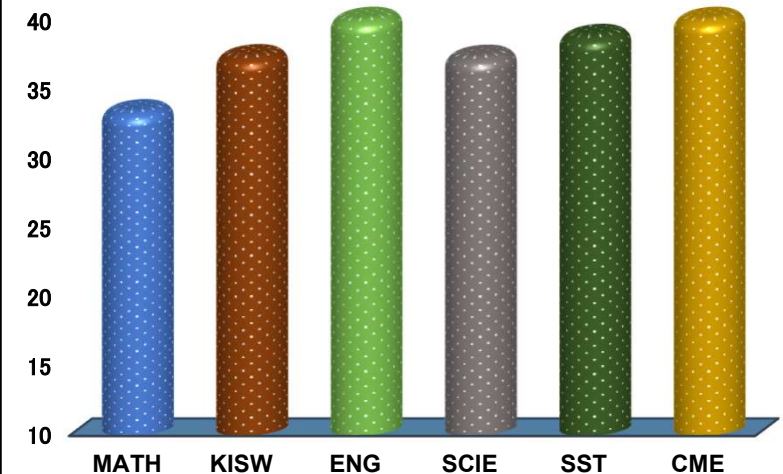
	<h1>BUYEGU</h1>	
REGION: MWANZA	SCHOOL AVERAGE: 38.8	DISTRICT: MWANZA
SUBJECT AND GRADE PERFORMANCE ANALYSIS		

SUBJECT RANKING			
CIVIC AND MORAL EDUCATION	43.7	87%	1
ENGLISH	42.5	85%	2
SOCIAL STUDIES	38.8	78%	3
KISWAHILI	37.3	75%	4
SCIENCE	37.3	75%	5
MATHEMATICS	33.3	67%	6

SUBJECT GRADE ANALYSIS					
SUBJECT/GRADE	A	B	C	D	F
MATHEMATICS	1	20	5	0	0
KISWAHILI	2	24	0	0	0
ENGLISH	20	6	0	0	0
SCIENCE	1	25	0	0	0
SOCIAL STUDIES	8	18	0	0	0
CIVIC AND MORAL	25	1	0	0	0



OVERALL GRADE ANALYSIS			
A	3	26	4%
B	23		28%
C	0		0%
D	0		0%
F	0		0%

CHART SUBJECT ANALYSIS



Subject	Score
MATH	34
KISW	38
ENG	41
SCIE	38
SST	40
CME	41

BOYS VS GIRLS PERFORMANCE

	SAT		SAT	TOTAL
	11		15	26
39%		38%		

SEATED	26	100%
ABSENTEES	0	0%
PASSED	26	100%
FAILED	0	0%

NO	NAME	SEX	MATH		KISW		ENG		SCI		SST		CME		TOTAL	AVG	GRADE	POS
1	FAITH MAPESA MISANA	F	36	B	37	B	48	A	40	B	37	B	48	A	246	41.0	A	1
2	LAURENT MOSES BASU	M	35	B	41	A	42	A	43	A	40	B	44	A	245	40.8	A	2
3	GEOFREY RAUFU ZACHARIA	M	39	B	41	A	40	B	40	B	39	B	44	A	243	40.5	A	3
4	GEOFFREY GEORGE KOROSO	M	42	A	39	B	39	B	38	B	39	B	45	A	242	40.3	B	4.5
5	SELEMAN MANJI SELEMAN	M	40	B	38	B	40	B	40	B	40	B	44	A	242	40.3	B	4.5
6	THEONEST ANSYBERTY THEONEST	M	36	B	36	B	43	A	39	B	41	A	45	A	240	40.0	B	6.5
7	ANNA ROBERT KAMOTA	F	35	B	39	B	44	A	38	B	41	A	43	A	240	40.0	B	6.5
8	SAID ALLY SALUM	M	36	B	36	B	42	A	39	B	39	B	47	A	239	39.8	B	8.5
9	ANITHA SADIKI MUHAYA	F	35	B	39	B	45	A	35	B	41	A	44	A	239	39.8	B	8.5
10	MUSA WAGE MISALABA	M	33	B	38	B	43	A	40	B	39	B	45	A	238	39.7	B	10
11	NASRA MAGIGE MARWA	F	38	B	37	B	46	A	36	B	36	B	44	A	237	39.5	B	11
12	CHRISTINA LEANDRY NYANG'A	F	34	B	36	B	43	A	38	B	42	A	43	A	236	39.3	B	12
13	MWAGALI DISMAS MASUNU	M	36	B	35	B	42	A	37	B	38	B	47	A	235	39.2	B	13
14	BENARD EDWIN CLEOPHACE	M	40	B	35	B	42	A	35	B	38	B	44	A	234	39.0	B	14.5
15	NANCY KIRABA SENGO	F	33	B	37	B	45	A	38	B	38	B	43	A	234	39.0	B	14.5
16	HAWA HAMIS YONGO	F	31	B	38	B	44	A	35	B	41	A	43	A	232	38.7	B	16
17	DEBORA EMANUEL CHRISTINA	F	32	B	34	B	39	B	40	B	40	B	45	A	230	38.3	B	17
18	DOMINA INYASI BERNARD	F	30	C	34	B	43	A	36	B	41	A	43	A	227	37.8	B	18.5
19	JOYCE ALEX GEORGE	F	23	C	38	B	45	A	37	B	41	A	43	A	227	37.8	B	18.5
20	JUNIOUR JULIUS MAFURU	M	37	B	37	B	39	B	34	B	35	B	43	A	225	37.5	B	20
21	ANASTAZIA SOSPETER GAMA	F	33	B	37	B	45	A	33	B	34	B	42	A	224	37.3	B	21
22	HAWA NURDIN SALEWA	F	21	C	40	B	41	A	38	B	41	A	42	A	223	37.2	B	22
23	GLORY ALLEN CHALE	F	32	B	34	B	43	A	34	B	37	B	42	A	222	37.0	B	23.5
24	MARIAM ELIAS MACHOGOTE	F	32	B	38	B	40	B	35	B	35	B	42	A	222	37.0	B	23.5
25	MUKSIN AMIRI MIKSIN	M	26	C	38	B	41	A	35	B	40	B	41	A	221	36.8	B	25

NO	NAME	SEX	MATH		KISW		ENG		SCI		SST		CME		TOTAL	AVG	GRADE	POS
26	JUDITHI SAULO SELESTINE	F	22	C	38	B	41	A	36	B	35	B	40	B	212	35.3	B	26