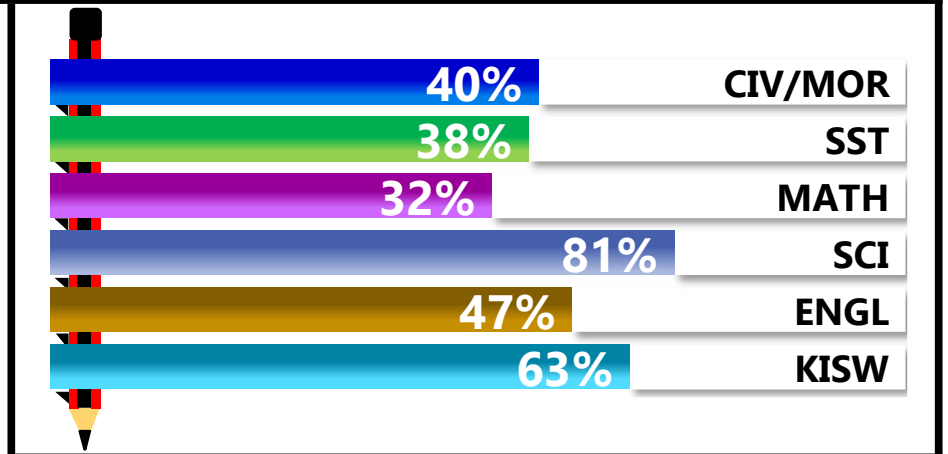


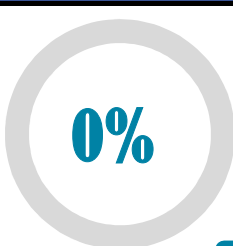



		<h1>CACEJES</h1>			
REGION: DAR ES SALAAM		SCHOOL AVERAGE	150.5	OVERALL GRADE	
DISTRICT: ILALA				C	
				CATEGORY	
				BELOW 40	

SUBJECT PERFORMANCE ANALYSIS

SUBJECT NAME	AVG	%	RNK
SCIENCE	40.5	81%	1
KISWAHILI	31.5	63%	2
ENGLISH	23.5	47%	3
CIVIC & MORAL	20.0	40%	4
SOCIAL STUDIES	19.0	38%	5
MATHEMATICS	16.0	32%	6
BOYS/GIRLS PASS RATE	STD	AVG	%
BOYS	0	0.00	0%
GIRLS	2	1.00	###



GRADE ANALYSIS SUMMARY					
SUBJECT NAME/GRADE	A	B	C	D	E
MATHEMATICS	0	0	0	2	0
KISWAHILI	0	2	0	0	0
ENGLISH	0	0	1	1	0
SCIENCE	1	1	0	0	0
SOCIAL STUDIES	0	0	1	1	0
CIVIC AND MORAL	0	0	0	1	0
OVERALL GRADE ANALYSIS	NO.	SEATED	%		
A	0	2	0%		
B	0		0%		
C	2		100%		
D	0	0	0%		
E	0		0%		

BOYS VS GIRLS PASSRATE (%)		
	v	
		
BOYS		GIRLS
OVERALL PERFORMANCE ANALYSIS		
REGISTERED	2	100%
SEATED	2	100%
ABSENTEES	0	0%
PASSED	2	100%
FAILED	0	0%

INDEX	NAME	SEX	MATHEMATICS		KISWAHILI		ENGLISH		SCIENCE		SOCIAL STUDIES		CIVIC & MORAL		TOTAL	AVERAGE	OVERALL GRADE	SCH POSITION	OVERALL POSITION
1	CLARA OCTAVIAN MSEMWA	F	15	D	31	B	27	C	40	B	22	C	20	D	155	26	C	1	4744.5
2	HERIETH ANTHONY MSAKI	F	17	D	32	B	20	D	41	A	16	D	20	D	146	24	C	2	4827.5