
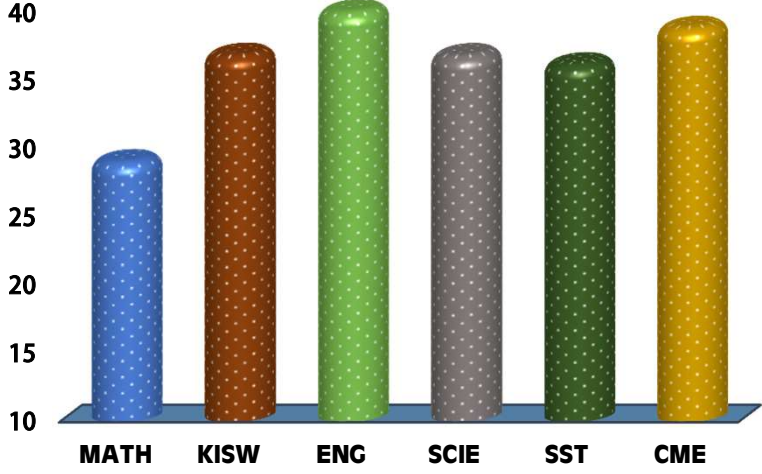


	<h1 style="margin:0;">CARMEL</h1>				
REGION: ARUSHA	SCHOOL AVERAGE: 37.1	DISTRICT: ARUSHA			
SUBJECT AND GRADE PERFORMANCE ANALYSIS					
SUBJECT RANKING					
ENGLISH	45.3	91%	1		
CIVIC AND MORAL EDUCATION	38.8	78%	2		
KISWAHILI	36.8	74%	3		
SCIENCE	36.8	74%	4		
SOCIAL STUDIES	36.1	72%	5		
MATHEMATICS	29.0	58%	6		
SUBJECT GRADE ANALYSIS					
SUBJECT/GRADE	A	B	C	D	F
MATHEMATICS	5	13	13	11	0
KISWAHILI	6	35	1	0	0
ENGLISH	39	3	0	0	0
SCIENCE	11	27	1	3	0
SOCIAL STUDIES	7	29	6	0	0
CIVIC AND MORAL	15	24	2	1	0
OVERALL GRADE ANALYSIS					
A	9	42	11%		
B	29		36%		
C	4		5%		
D	0		0%		
F	0		0%		
CHART SUBJECT ANALYSIS					
					
BOYS VS GIRLS PERFORMANCE					
	SAT 26		SAT 16	TOTAL 42	
37%		38%			
SEATED	42	100%			
ABSENTEES	0	0%			
PASSED	42	100%			
FAILED	0	0%			

NO	NAME	SEX	MATH		KISW		ENG		SCI		SST		CME		TOTAL	AVG	GRADE	POS
1	DERICK GOODHOPE CHARLES	M	45	A	42	A	49	A	45	A	45	A	44	A	270	45.0	A	1
2	DERON GOODHOPE CHARLES	M	45	A	43	A	46	A	46	A	44	A	41	A	265	44.2	A	2.5
3	BRAITON FILBERT TESHA	M	48	A	41	A	46	A	45	A	39	B	46	A	265	44.2	A	2.5
4	BRAYSON CHRISTOPHER MMASSY	M	40	B	40	B	48	A	41	A	42	A	45	A	256	42.7	A	4
5	SAIDIMU PAUL SAING'EU	M	43	A	41	A	48	A	42	A	43	A	37	B	254	42.3	A	5
6	BELINDA SOLOMON MONJARE	F	40	B	34	B	47	A	42	A	43	A	43	A	249	41.5	A	6
7	BRITNEY SIMON CHUWA	F	36	B	34	B	46	A	45	A	39	B	46	A	246	41.0	A	7
8	WENDE AMOKILE NGEWE	F	39	B	39	B	47	A	39	B	39	B	42	A	245	40.8	A	8
9	CALVIN ATILIO MIHALE	M	39	B	40	B	45	A	44	A	38	B	37	B	243	40.5	A	9
10	ESHCOL PAUL TEMBA	M	38	B	34	B	49	A	39	B	39	B	43	A	242	40.3	B	10
11	JENISTA SAMWEL MWINUKA	F	41	A	36	B	47	A	38	B	37	B	41	A	240	40.0	B	11
12	HILIKIA FRANK KESSY	M	34	B	39	B	46	A	37	B	41	A	40	B	237	39.5	B	12
13	ANTONY YUSTINO MASANGULA	M	27	C	42	A	46	A	44	A	40	B	37	B	236	39.3	B	13
14	GABRIELLA MOSSES MANGASA	F	30	C	37	B	48	A	40	B	40	B	40	B	235	39.2	B	14
15	PENDO PATRICK LYIMO	F	32	B	38	B	46	A	37	B	40	B	41	A	234	39.0	B	16
16	LUCKSON LAURENCE MASSAWE	M	28	C	35	B	48	A	40	B	41	A	42	A	234	39.0	B	16
17	PATRICK NYANSIRA MACHIBYA	M	36	B	38	B	47	A	38	B	36	B	38	B	233	38.8	B	17
18	RITHA BERNAD TEMBA	F	27	C	37	B	44	A	40	B	40	B	44	A	232	38.7	B	18
19	ESTOMIA MARTIN NDOSI	M	29	C	38	B	47	A	41	A	37	B	38	B	230	38.3	B	19
20	DEBORA RASTO PATRICK	F	31	B	39	B	46	A	36	B	36	B	40	B	228	38.0	B	20
21	ANNA CALISTUS KIMARIO	F	32	B	35	B	44	A	40	B	38	B	38	B	227	37.8	B	21
22	JAVAN KENNETH MARORO	M	40	B	36	B	44	A	34	B	35	B	36	B	225	37.5	B	23
23	HELLEN DESIDERI MUNISHI	F	30	C	36	B	46	A	39	B	36	B	38	B	225	37.5	B	23
24	PRESENCE PHILEMON MALEMBELA	F	27	C	37	B	44	A	41	A	33	B	43	A	225	37.5	B	23
25	ROBINSON RODGERS KINGAI	M	31	B	38	B	42	A	40	B	38	B	35	B	224	37.3	B	26

NO	NAME	SEX	MATH		KISW		ENG		SCI		SST		CME		TOTAL	AVG	GRADE	POS
26	ALPHONCE RICHARD KILONGE	M	30	C	41	A	45	A	36	B	34	B	38	B	224	37.3	B	26
27	ALAIS MARTIN KARIONGI	M	26	C	34	B	45	A	39	B	36	B	38	B	218	36.3	B	28
28	HAPPINESS SARA PETER	F	29	C	32	B	46	A	36	B	35	B	40	B	218	36.3	B	28
29	GILBERT GASPER LYIMO	M	29	C	35	B	47	A	35	B	27	C	43	A	216	36.0	B	29
30	CAREEN ELISAMIA MASSAM	F	29	C	34	B	46	A	35	B	33	B	37	B	214	35.7	B	30
31	DORCAS NICHOLAUS MUSHI	F	19	D	38	B	48	A	34	B	34	B	40	B	213	35.5	B	31
32	HADSON VEDASTO SANGAWA	M	21	C	34	B	46	A	32	B	34	B	39	B	206	34.3	B	32
33	HORACE PETER NJAU	M	14	D	36	B	44	A	37	B	35	B	38	B	204	34.0	B	33
34	GLORY MICHAEL MOSHA	F	13	D	40	B	45	A	32	B	35	B	37	B	202	33.7	B	35
35	BERNADO ZACHARIA NOON	M	18	D	38	B	42	A	32	B	33	B	39	B	202	33.7	B	35
36	NAJMA ABDUL SADIKI	F	14	D	32	B	44	A	30	C	31	B	43	A	194	32.3	B	36
37	IVAN RUGEMALILA KASHERO	M	16	D	37	B	42	A	32	B	29	C	37	B	193	32.2	B	37
38	MEGLORI JOSHUA LUKUMAY	M	13	D	32	B	42	A	36	B	28	C	38	B	189	31.5	B	38
39	COLLINE EDES LYMO	M	13	D	34	B	40	B	31	B	27	C	33	B	178	29.7	C	39
40	CHRISPIN MICHAEL AKIDA	M	14	D	35	B	39	B	17	D	32	B	30	C	167	27.8	C	40
41	PRAYGOD PETER LYIMO	M	19	D	35	B	44	A	19	D	26	C	20	D	163	27.2	C	41
42	DENIS LEODGARD KIMARO	M	14	D	30	C	40	B	19	D	29	C	24	C	156	26.0	C	42