
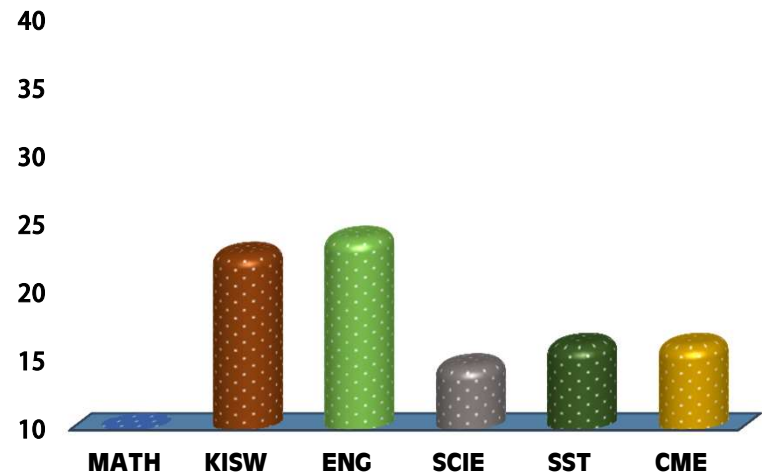


	CITY				
REGION: DODOMA	SCHOOL AVERAGE:	17.2	DISTRICT: DODOMA		
SUBJECT AND GRADE PERFORMANCE ANALYSIS					
SUBJECT RANKING					
ENGLISH	24.0	48%	1		
KISWAHILI	22.8	46%	2		
CIVIC AND MORAL EDUCATION	16.3	33%	3		
SOCIAL STUDIES	16.2	32%	4		
SCIENCE	14.7	29%	5		
MATHEMATICS	9.3	19%	6		
SUBJECT GRADE ANALYSIS					
SUBJECT/GRADE	A	B	C	D	F
MATHEMATICS	0	0	0	2	0
KISWAHILI	0	0	3	3	0
ENGLISH	0	2	2	0	0
SCIENCE	0	0	1	3	0
SOCIAL STUDIES	0	0	2	2	0
CIVIC AND MORAL	0	0	2	3	0
OVERALL GRADE ANALYSIS					
A	0	6		0%	
B	0			0%	
C	2			2%	
D	4			5%	
F	0			0%	
CHART SUBJECT ANALYSIS					
					
BOYS VS GIRLS PERFORMANCE					
		SAT			TOTAL
5		2		7	
15%			21%		
SEATED		6	86%		
ABSENTEES		1	100%		
PASSED		2	29%		
FAILED		4	57%		

NO	NAME	SEX	MATH		KISW		ENG		SCI		SST		CME		TOTAL	AVG	GRADE	POS
1	GRORIUS PETER MAKWALE	M	8	E	26	C	38	B	26	C	28	C	21	C	147	24.5	C	1
2	ADELLE REHEMA STANLAUS	F	10	E	20	D	39	B	17	D	22	C	23	C	131	21.8	C	2
3	SARAMON TUMAINIEL KESSY	F	11	D	28	C	30	C	12	D	17	D	19	D	117	19.5	D	3
4	ELIBARIKI ISAKA ERNEST	M	12	D	26	C	21	C	9	E	12	D	12	D	92	15.3	D	4
5	HASANI MZAMILO HASANI	M	6	E	17	D	9	E	16	D	9	E	12	D	69	11.5	D	5
6	MOHAMEDI MASHAKA HASANI	M	9	E	20	D	7	E	8	E	9	E	10	E	63	10.5	D	6
7	PAUL MANJI MAKENE	M																