


	<h1>CONSOLATHA</h1>	
REGION: NJOMBE	SCHOOL AVERAGE: 37.2	DISTRICT: NJOMBE
SUBJECT AND GRADE PERFORMANCE ANALYSIS		

SUBJECT RANKING			
CIVIC AND MORAL EDUCATION	42.5	85%	1
MATHEMATICS	38.5	77%	2
ENGLISH	37.2	74%	3
SCIENCE	36.5	73%	4
KISWAHILI	35.7	71%	5
SOCIAL STUDIES	32.9	66%	6

SUBJECT GRADE ANALYSIS					
SUBJECT/GRADE	A	B	C	D	F
MATHEMATICS	10	9	5	0	0
KISWAHILI	0	23	1	0	0
ENGLISH	8	12	4	0	0
SCIENCE	7	14	3	0	0
SOCIAL STUDIES	1	19	3	1	0
CIVIC AND MORAL	21	2	1	0	0

OVERALL GRADE ANALYSIS			
A	5	24	6%
B	16		20%
C	3		4%
D	0		0%
F	0		0%

CHART SUBJECT ANALYSIS					
40					
35					
30					
25					
20					
15					
10					
	MATH	KISW	ENG	SCIE	SST
					CME

BOYS VS GIRLS PERFORMANCE				
	SAT		SAT	TOTAL
	10		14	24
39%		36%		

SEATED	24	100%
ABSENTEES	0	0%
PASSED	24	100%
FAILED	0	0%

NO	NAME	SEX	MATH		KISW		ENG		SCI		SST		CME		TOTAL	AVG	GRADE	POS
1	RONALD REAGAN KYANDO	M	47	A	40	B	41	A	45	A	42	A	45	A	260	43.3	A	1
2	DEVOTHA EDWARD MTWEVE	F	46	A	39	B	44	A	41	A	39	B	46	A	255	42.5	A	2
3	GLORY ANORD LUYOKA	F	43	A	39	B	46	A	41	A	35	B	49	A	253	42.2	A	3
4	RODNEY OSCAR HAULE	M	43	A	33	B	42	A	43	A	39	B	48	A	248	41.3	A	4
5	DAINES VALENO KITALIKA	F	41	A	38	B	41	A	39	B	40	B	47	A	246	41.0	A	5
6	SAMSON WILLY MBEMBATI	M	43	A	38	B	32	B	44	A	38	B	43	A	238	39.7	B	6
7	JULIAN IBRAHIM MHESI	M	46	A	37	B	39	B	34	B	35	B	46	A	237	39.5	B	7
8	FADHILI MOHAMED MASASI	M	40	B	31	B	45	A	38	B	39	B	43	A	236	39.3	B	8.5
9	SUZANA BARICK JOSEPH	F	49	A	37	B	39	B	37	B	31	B	43	A	236	39.3	B	8.5
10	ASINATH JESTO MALEKELA	F	41	A	36	B	43	A	30	C	38	B	46	A	234	39.0	B	10
11	SILVIA OSCAR MLENGULE	F	47	A	36	B	41	A	36	B	32	B	41	A	233	38.8	B	11
12	REVOCATUS FREDRICK MALEKELA	M	40	B	34	B	35	B	38	B	36	B	44	A	227	37.8	B	12
13	HAPPY SHADRACK MWAVIKA	F	39	B	38	B	36	B	36	B	34	B	43	A	226	37.7	B	13
14	SANTIELY YONA MBWAMBO	F	39	B	39	B	39	B	34	B	31	B	42	A	224	37.3	B	14
15	EDDO NAFTARY UDUMBE	M	35	B	35	B	38	B	41	A	31	B	43	A	223	37.2	B	16
16	MARIA INNOCENT CHONGOLO	F	40	B	33	B	39	B	34	B	31	B	46	A	223	37.2	B	16
17	DAUDI GODWIN KABELEGE	M	35	B	36	B	34	B	42	A	28	C	41	A	216	36.0	B	17
18	JUZEPE EMANUEL NGOLE	M	38	B	32	B	38	B	32	B	31	B	44	A	215	35.8	B	18
19	CLEMENCE AUGUSTINO KYELULA	M	28	C	35	B	39	B	37	B	33	B	41	A	213	35.5	B	19
20	CATHERINE BENEDICT KAPAGALA	F	29	C	37	B	28	C	36	B	32	B	43	A	205	34.2	B	20
21	AGRIPINA ELIAS LUGENGE	F	28	C	29	C	29	C	33	B	32	B	42	A	193	32.2	B	21
22	MUNIRA MOHAMED MURO	F	33	B	35	B	34	B	30	C	16	D	33	B	181	30.2	C	22
23	PENINA DANIEL MUHANZA	F	28	C	35	B	25	C	31	B	25	C	28	C	172	28.7	C	23
24	RUFINA VICTOR MHEMA	F	27	C	35	B	26	C	25	C	21	C	32	B	166	27.7	C	24