





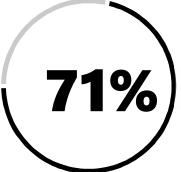






		COSTIGAN																																																																																													
REGION: ARUSHA DISTRICT: KARATU		SCHOOL AVERAGE		228.0																																																																																											
				BAND																																																																																											
				3																																																																																											
				CATEGORY																																																																																											
				ABOVE 40																																																																																											
SUBJECT PERFORMANCE ANALYSIS																																																																																															
<table border="1" style="width: 100%; border-collapse: collapse;"> <thead> <tr> <th style="background-color: #008000; color: white;">SUBJECT NAME</th> <th style="background-color: #008000; color: white;">AVG</th> <th style="background-color: #008000; color: white;">%</th> <th style="background-color: #008000; color: white;">RNK</th> </tr> </thead> <tbody> <tr><td>KISWAHILI</td><td>45.0</td><td>90%</td><td>1</td></tr> <tr><td>ENGLISH</td><td>42.1</td><td>84%</td><td>2</td></tr> <tr><td>MATHEMATICS</td><td>39.7</td><td>79%</td><td>3</td></tr> <tr><td>SOCIAL STUDIES</td><td>36.2</td><td>72%</td><td>4</td></tr> <tr><td>CIVIC & MORAL</td><td>35.7</td><td>71%</td><td>5</td></tr> <tr><td>SCIENCE</td><td>29.2</td><td>58%</td><td>6</td></tr> <tr> <th style="background-color: #008000; color: white;">BOYS/GIRLS PASS RATE</th> <th style="background-color: #008000; color: white;">STD</th> <th style="background-color: #008000; color: white;">AVG</th> <th style="background-color: #008000; color: white;">%</th> </tr> <tr><td>BOYS</td><td>24</td><td>0.45</td><td>45%</td></tr> <tr><td>GIRLS</td><td>31</td><td>0.55</td><td>55%</td></tr> </tbody> </table>			SUBJECT NAME	AVG	%	RNK	KISWAHILI	45.0	90%	1	ENGLISH	42.1	84%	2	MATHEMATICS	39.7	79%	3	SOCIAL STUDIES	36.2	72%	4	CIVIC & MORAL	35.7	71%	5	SCIENCE	29.2	58%	6	BOYS/GIRLS PASS RATE	STD	AVG	%	BOYS	24	0.45	45%	GIRLS	31	0.55	55%	<div style="display: flex; justify-content: space-around; align-items: center;"> <div style="text-align: center;"> <p style="writing-mode: vertical-rl; transform: rotate(180deg); color: purple;">KISWAHILI</p>  <p style="color: purple; font-size: 24px; font-weight: bold;">90%</p> </div> <div style="text-align: center;"> <p style="writing-mode: vertical-rl; transform: rotate(180deg); color: brown;">ENGLISH</p>  <p style="color: brown; font-size: 24px; font-weight: bold;">84%</p> </div> <div style="text-align: center;"> <p style="writing-mode: vertical-rl; transform: rotate(180deg); color: pink;">SCIENCE</p>  <p style="color: pink; font-size: 24px; font-weight: bold;">58%</p> </div> </div> <div style="display: flex; justify-content: space-around; align-items: center; margin-top: 20px;"> <div style="text-align: center;"> <p style="writing-mode: vertical-rl; transform: rotate(180deg); color: blue;">MATHEMATICS</p>  <p style="color: blue; font-size: 24px; font-weight: bold;">79%</p> </div> <div style="text-align: center;"> <p style="writing-mode: vertical-rl; transform: rotate(180deg); color: green;">SOCIAL STUDIES</p>  <p style="color: green; font-size: 24px; font-weight: bold;">72%</p> </div> <div style="text-align: center;"> <p style="writing-mode: vertical-rl; transform: rotate(180deg); color: black;">CIVIC & MORAL</p>  <p style="color: black; font-size: 24px; font-weight: bold;">71%</p> </div> </div>																																																				
SUBJECT NAME	AVG	%	RNK																																																																																												
KISWAHILI	45.0	90%	1																																																																																												
ENGLISH	42.1	84%	2																																																																																												
MATHEMATICS	39.7	79%	3																																																																																												
SOCIAL STUDIES	36.2	72%	4																																																																																												
CIVIC & MORAL	35.7	71%	5																																																																																												
SCIENCE	29.2	58%	6																																																																																												
BOYS/GIRLS PASS RATE	STD	AVG	%																																																																																												
BOYS	24	0.45	45%																																																																																												
GIRLS	31	0.55	55%																																																																																												
<table border="1" style="width: 100%; border-collapse: collapse;"> <thead> <tr> <th colspan="6" style="background-color: #008000; color: white;">GRADE ANALYSIS SUMMARY</th> </tr> <tr> <th style="background-color: #008000; color: white;">SUBJECT NAME/GRADE</th> <th style="background-color: #008000; color: white;">A</th> <th style="background-color: #008000; color: white;">B</th> <th style="background-color: #008000; color: white;">C</th> <th style="background-color: #008000; color: white;">D</th> <th style="background-color: #008000; color: white;">E</th> </tr> </thead> <tbody> <tr><td>MATHEMATICS</td><td>29</td><td>17</td><td>8</td><td>0</td><td>1</td></tr> <tr><td>KISWAHILI</td><td>49</td><td>5</td><td>0</td><td>1</td><td>0</td></tr> <tr><td>ENGLISH</td><td>36</td><td>13</td><td>5</td><td>1</td><td>0</td></tr> <tr><td>SCIENCE</td><td>0</td><td>27</td><td>21</td><td>0</td><td>2</td></tr> <tr><td>SOCIAL STUDIES</td><td>23</td><td>17</td><td>13</td><td>2</td><td>0</td></tr> <tr><td>CIVIC AND MORAL</td><td>19</td><td>19</td><td>11</td><td>5</td><td>0</td></tr> <tr> <th style="background-color: #008000; color: white;">OVERALL GRADE ANALYSIS</th> <th style="background-color: #008000; color: white;">NO.</th> <th style="background-color: #008000; color: white;">SEATED</th> <th colspan="3" style="background-color: #008000; color: white;">%</th> </tr> <tr> <td style="text-align: center;">A</td> <td style="text-align: center;">26</td> <td rowspan="3" style="text-align: center; vertical-align: middle;">54</td> <td colspan="3" style="text-align: center;">48%</td> </tr> <tr> <td style="text-align: center;">B</td> <td style="text-align: center;">22</td> <td colspan="3" style="text-align: center;">41%</td> </tr> <tr> <td style="text-align: center;">C</td> <td style="text-align: center;">6</td> <td colspan="3" style="text-align: center;">11%</td> </tr> <tr> <td style="text-align: center;">D</td> <td style="text-align: center;">1</td> <td rowspan="2" style="text-align: center; vertical-align: middle;">1</td> <td colspan="3" style="text-align: center;">2%</td> </tr> <tr> <td style="text-align: center;">E</td> <td style="text-align: center;">0</td> <td colspan="3" style="text-align: center;">0%</td> </tr> </tbody> </table>			GRADE ANALYSIS SUMMARY						SUBJECT NAME/GRADE	A	B	C	D	E	MATHEMATICS	29	17	8	0	1	KISWAHILI	49	5	0	1	0	ENGLISH	36	13	5	1	0	SCIENCE	0	27	21	0	2	SOCIAL STUDIES	23	17	13	2	0	CIVIC AND MORAL	19	19	11	5	0	OVERALL GRADE ANALYSIS	NO.	SEATED	%			A	26	54	48%			B	22	41%			C	6	11%			D	1	1	2%			E	0	0%			<table border="1" style="width: 100%; border-collapse: collapse;"> <thead> <tr> <th colspan="3" style="background-color: #008000; color: white;">BOY'S VS GIRLS' PASSRATE (%)</th> </tr> </thead> <tbody> <tr> <td style="text-align: center; vertical-align: middle; color: brown; font-weight: bold;">BOYS</td> <td style="text-align: center;">  </td> <td style="text-align: center; color: brown; font-size: 24px; font-weight: bold;">45%</td> </tr> <tr> <td style="text-align: center; vertical-align: middle; color: teal; font-weight: bold;">GIRLS</td> <td style="text-align: center;">  </td> <td style="text-align: center; color: teal; font-size: 24px; font-weight: bold;">55%</td> </tr> </tbody> </table>			BOY'S VS GIRLS' PASSRATE (%)			BOYS		45%	GIRLS		55%
GRADE ANALYSIS SUMMARY																																																																																															
SUBJECT NAME/GRADE	A	B	C	D	E																																																																																										
MATHEMATICS	29	17	8	0	1																																																																																										
KISWAHILI	49	5	0	1	0																																																																																										
ENGLISH	36	13	5	1	0																																																																																										
SCIENCE	0	27	21	0	2																																																																																										
SOCIAL STUDIES	23	17	13	2	0																																																																																										
CIVIC AND MORAL	19	19	11	5	0																																																																																										
OVERALL GRADE ANALYSIS	NO.	SEATED	%																																																																																												
A	26	54	48%																																																																																												
B	22		41%																																																																																												
C	6		11%																																																																																												
D	1	1	2%																																																																																												
E	0		0%																																																																																												
BOY'S VS GIRLS' PASSRATE (%)																																																																																															
BOYS		45%																																																																																													
GIRLS		55%																																																																																													
<table border="1" style="width: 100%; border-collapse: collapse;"> <thead> <tr> <th colspan="3" style="background-color: #008000; color: white;">OVERALL PERFORMANCE ANALYSIS</th> </tr> </thead> <tbody> <tr> <td>REGISTERED</td> <td style="text-align: center;">55</td> <td style="text-align: center;">100%</td> </tr> <tr> <td>SEATED</td> <td style="text-align: center;">55</td> <td style="text-align: center;">100%</td> </tr> <tr> <td>ABSENTEES</td> <td style="text-align: center;">0</td> <td style="text-align: center;">0%</td> </tr> <tr> <td>PASSED</td> <td style="text-align: center;">54</td> <td style="text-align: center;">98%</td> </tr> <tr> <td>FAILED</td> <td style="text-align: center;">1</td> <td style="text-align: center;">2%</td> </tr> <tr> <td>SCHOOL POSITION</td> <td colspan="2" style="text-align: center;">12</td> </tr> <tr> <td>TOTAL SCHOOLS</td> <td colspan="2" style="text-align: center;">63</td> </tr> </tbody> </table>						OVERALL PERFORMANCE ANALYSIS			REGISTERED	55	100%	SEATED	55	100%	ABSENTEES	0	0%	PASSED	54	98%	FAILED	1	2%	SCHOOL POSITION	12		TOTAL SCHOOLS	63																																																																			
OVERALL PERFORMANCE ANALYSIS																																																																																															
REGISTERED	55	100%																																																																																													
SEATED	55	100%																																																																																													
ABSENTEES	0	0%																																																																																													
PASSED	54	98%																																																																																													
FAILED	1	2%																																																																																													
SCHOOL POSITION	12																																																																																														
TOTAL SCHOOLS	63																																																																																														

INDEX	NAME	SEX	MATHEMATICS		KISWAHILI		ENGLISH		SCIENCE		SOCIAL STUDIES		CIVIC & MORAL		TOTAL	AVERAGE	OVR GRADE	SCH POSITION	OVERALL POSITION
1	MENG'ORU EMANUEL TONGE	M	50	A	48	A	50	A	40	B	50	A	48	A	286	48	A	1	149.5
2	DISMAS STEPHEN DAMIAN	M	48	A	48	A	48	A	40	B	48	A	48	A	280	47	A	2	314.5
3	BRIAN SENANI DANIEL	M	50	A	48	A	50	A	40	B	42	A	46	A	276	46	A	4	441
4	SAMWEL SIMON MUSHI	M	50	A	48	A	50	A	40	B	44	A	44	A	276	46	A	4	441
5	DOREEN DONATUS GADIYE	F	50	A	46	A	50	A	38	B	44	A	48	A	276	46	A	4	441
6	DOMINA JOSEPHAT MSAFIRI	F	48	A	48	A	48	A	36	B	42	A	46	A	268	45	A	6	769
7	JOSEPH PAULO SAFARI	M	50	A	47	A	44	A	36	B	46	A	44	A	267	45	A	7	817.5
8	ERNEUS EMMANUEL SIMON	M	46	A	48	A	46	A	36	B	44	A	46	A	266	44	A	9	865
9	CAREN DERICK WILLIAM	F	44	A	48	A	50	A	34	B	44	A	46	A	266	44	A	9	865
10	ALPHONCE DANIELI DAWI	M	46	A	48	A	50	A	32	B	42	A	46	A	264	44	A	12	958
11	ANGEL EMMANUEL DAFFI	F	42	A	46	A	50	A	38	B	42	A	46	A	264	44	A	12	958
12	ANTONIA NICOMED TSAQRA	F	42	A	48	A	46	A	34	B	46	A	48	A	264	44	A	12	958
13	BRIDGET BHOKE JOHN	F	48	A	48	A	42	A	40	B	48	A	38	B	264	44	A	12	958
14	GLADSON EDWARD WILLIAM	M	48	A	48	A	36	B	39	B	46	A	44	A	261	44	A	14	1098.5
15	SHEDRACK SAMWEL GAARE	M	45	A	45	A	46	A	34	B	46	A	44	A	260	43	A	16	1149
16	ANGEL LEORNARD MATIMBWI	F	46	A	48	A	46	A	36	B	44	A	40	B	260	43	A	16	1149
17	MARTINE DEOGRATIUS WILBROAD	M	46	A	47	A	43	A	38	B	40	B	42	A	256	43	A	17	1347.5
18	EMMANUEL JUSTINE KIRERI	M	46	A	48	A	39	B	34	B	50	A	36	B	253	42	A	18	1532.5
19	JACKLINE LEONARD JOHN	F	42	A	46	A	48	A	34	B	42	A	40	B	252	42	A	19	1586.5
20	ABIGAEL ROBERT LOMAYANI	F	44	A	44	A	48	A	29	C	42	A	44	A	251	42	A	20	1638
21	WILLBRIGHT FRANK KESSY	M	46	A	43	A	48	A	28	C	40	B	44	A	249	42	A	21	1740.5
22	NIVANCY LEVINUS CHAKUPEWA	M	38	B	48	A	50	A	30	C	42	A	40	B	248	41	A	23	1791

INDEX	NAME	SEX	MATHEMATICS		KISWAHILI		ENGLISH		SCIENCE		SOCIAL STUDIES		CIVIC & MORAL		TOTAL	AVERAGE	OVR GRADE	SCH POSITION	OVERALL POSITION
23	NANCY SAMSON ELIAS	F	46	A	48	A	48	A	38	B	32	B	36	B	248	41	A	23	1791
24	LUCY JACOB CYPRIAN	F	46	A	44	A	48	A	31	B	42	A	36	B	247	41	A	24	1838
25	NEYEYO MATHAYO NDARI	F	41	A	46	A	47	A	28	C	40	B	44	A	246	41	A	25	1891
26	BRENDA ABRAHAM YOHANA	F	36	B	47	A	48	A	31	B	42	A	40	B	244	41	A	26	2008.5
27	LEMALI OLOISHIRO NDARI	M	43	A	43	A	43	A	35	B	32	B	44	A	240	40	B	27	2236.5
28	VIVIAN WILLBROAD PASIAN	F	40	B	46	A	46	A	25	C	46	A	36	B	239	40	B	28	2295.5
29	GRACE EDWARD MKUBWA	F	38	B	48	A	48	A	35	B	34	B	32	B	235	39	B	29	2505.5
30	ELIWEMA GODWIN GORANGA	M	50	A	45	A	42	A	30	C	36	B	28	C	231	39	B	30	2711
31	JESCA DANIEL TUYAH	F	41	A	43	A	48	A	32	B	32	B	30	C	226	38	B	31	2961.5
32	JENIFFER JOSHUA EDSON	F	36	B	48	A	40	B	33	B	34	B	32	B	223	37	B	33	3124.5
33	JESCA JOHNSON MKENDA	F	36	B	48	A	46	A	27	C	30	C	36	B	223	37	B	33	3124.5
34	PRISCA CHRISPINE TANGO	F	38	B	46	A	48	A	27	C	34	B	30	C	223	37	B	33	3124.5
35	AUDIFANCE ERASTO MWACHA	M	44	A	45	A	38	B	23	C	32	B	38	B	220	37	B	36	3276
36	MARYKINOI LOTH LAIZER	F	34	B	48	A	40	B	30	C	34	B	34	B	220	37	B	36	3276
37	MARTIN THOMAS LUBUVA	M	42	A	40	B	45	A	33	B	24	C	30	C	214	36	B	37	3584.5
38	BRIAN JOSEA ZACHARIA	M	37	B	45	A	38	B	26	C	22	C	40	B	208	35	B	39	3876
39	ABIGAEL ELIONA KIRENGA	F	36	B	46	A	32	B	22	C	40	B	32	B	208	35	B	39	3876
40	CHRISTIAN JASPER RABIETH	M	40	B	37	B	42	A	23	C	26	C	38	B	206	34	B	40	3976
41	HILDERBEART ALFRED AKONAAY	M	34	B	45	A	27	C	25	C	28	C	42	A	201	34	B	42	4229
42	SAMIRA SALEHE KACHECHE	F	28	C	50	A	41	A	18	D	40	B	24	C	201	34	B	42	4229
43	CAREN ROGATH HERMAN	F	30	C	48	A	38	B	22	C	30	C	32	B	200	33	B	43	4282
44	SCOLASTICA ANDREA APLONARY	F	36	B	48	A	39	B	20	D	28	C	28	C	199	33	B	44	4335

INDEX	NAME	SEX	MATHEMATICS		KISWAHILI		ENGLISH		SCIENCE		SOCIAL STUDIES		CIVIC & MORAL		TOTAL	AVERAGE	OVR GRADE	SCH POSITION	OVERALL POSITION
45	EMMANUEL AUGUSTINO PANGA	M	40	B	38	B	36	B	25	C	32	B	24	C	195	33	B	45	4537.5
46	LAURANCE LAGO ALLY	M	32	B	44	A	41	A	21	C	30	C	26	C	194	32	B	46	4582
47	IRENE EMANUEL TONGE	F	38	B	43	A	32	B	18	D	32	B	28	C	191	32	B	47	4715
48	BEATRICE PASIAN HHARMI	F	26	C	41	A	44	A	22	C	34	B	18	D	185	31	B	48	4947.5
49	BRIAN FRANCIS ROGAT	M	38	B	33	B	29	C	22	C	22	C	32	B	176	29	C	49	5261
50	MWAJUMA SHABAN RAMADHAN	F	26	C	45	A	36	B	18	D	22	C	26	C	173	29	C	50	5352
51	ELIKANA LODRICK EMMANUEL	M	30	C	39	B	27	C	23	C	30	C	20	D	169	28	C	51	5482
52	IRENE GEORGE MBISE	F	30	C	42	A	33	B	22	C	24	C	14	D	165	28	C	52	5609
53	JENIFA THOMAS DAATA	F	30	C	43	A	28	C	18	D	24	C	14	D	157	26	C	53	5830.5
54	RUKIA HAMIDU MIRAJI	F	22	C	49	A	30	C	8	E	18	D	22	C	149	25	C	54	6009.5
55	LUCIA BENEDICT KANDOYA	F	6	E	20	D	18	D	10	E	12	D	12	D	78	13	D	55	6706.5