
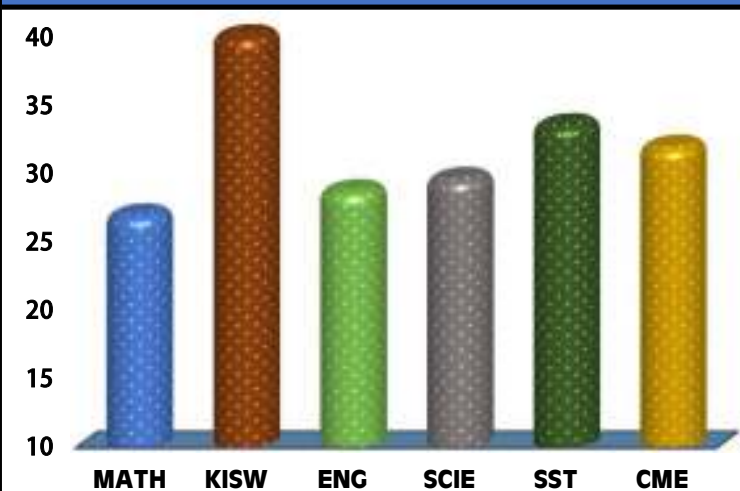
	<h1 style="margin:0;">COSTIGAN</h1>	
<b>REGION: ARUSHA</b>	<b>SCHOOL AVERAGE: 32.3</b>	<b>DISTRICT: KARATU</b>
<b>SUBJECT AND GRADE PERFORMANCE ANALYSIS</b>		



SUBJECT RANKING			
KISWAHILI	43.0	86%	1
SOCIAL STUDIES	33.5	67%	2
CIVIC AND MORAL EDUCATION	31.9	64%	3
SCIENCE	29.6	59%	4
ENGLISH	28.7	57%	5
MATHEMATICS	26.9	54%	6

SUBJECT GRADE ANALYSIS					
SUBJECT/GRADE	A	B	C	D	E
MATHEMATICS	9	14	19	18	2
KISWAHILI	44	18	0	0	0
ENGLISH	4	21	24	12	1
SCIENCE	7	25	17	12	1
SOCIAL STUDIES	22	15	17	8	0
CIVIC AND MORAL	8	28	20	5	1

OVERALL GRADE ANALYSIS			
<b>A</b>	<b>10</b>	<b>62</b>	12%
<b>B</b>	<b>29</b>		36%
<b>C</b>	<b>19</b>		23%
<b>D</b>	<b>4</b>		5%
<b>F</b>	<b>0</b>		0%

**CHART SUBJECT ANALYSIS**



BOYS VS GIRLS PERFORMANCE	
 <b>SAT</b>	 <b>SAT</b> <b>TOTAL</b>
<b>26</b>	<b>36</b> <b>62</b>
<b>35%</b>	<b>31%</b>

<b>SEATED</b>	62	100%
<b>ABSENTEES</b>	0	0%
<b>PASSED</b>	58	94%
<b>FAILED</b>	4	6%

NO	NAME	SEX	MATH		KISW		ENG		SCI		SST		CME		TOTAL	AVG	GRADE	POS
1	DENIS THEOBALD	M	43	A	43	A	42	A	44	A	45	A	48	A	265	44.2	A	1.5
2	SAMWEL SIMON	M	45	A	48	A	42	A	39	B	47	A	44	A	265	44.2	A	1.5
3	BRIAN SENANI	M	49	A	45	A	38	B	40	B	49	A	43	A	264	44.0	A	3
4	DISMAS STEPHEN	M	43	A	47	A	40	B	41	A	48	A	40	B	259	43.2	A	4.5
5	MENG'ORU EMMANUEL	M	44	A	48	A	39	B	38	B	45	A	45	A	259	43.2	A	4.5
6	GLADSON EDWARD	M	48	A	45	A	35	B	38	B	48	A	37	B	251	41.8	A	6
7	ANGEL EMMANUEL	F	33	B	49	A	45	A	34	B	45	A	44	A	250	41.7	A	7.5
8	SHEDRACK SAMWEL	M	42	A	46	A	39	B	41	A	42	A	40	B	250	41.7	A	7.5
9	LILIAN SIMON	F	33	B	48	A	39	B	42	A	45	A	42	A	249	41.5	A	9
10	MARTIN DEOGRATIUS	M	43	A	47	A	34	B	37	B	47	A	38	B	246	41.0	A	10
11	DOMINA JOSEPH	F	44	A	47	A	38	B	34	B	43	A	35	B	241	40.2	B	11
12	NANCY SAMSON	F	26	C	46	A	41	A	37	B	47	A	42	A	239	39.8	B	12
13	EMMANUEL JUSTIN	M	40	B	47	A	33	B	35	B	42	A	38	B	235	39.2	B	13
14	BRENDA ABRAHAM	F	38	B	44	A	37	B	36	B	37	B	38	B	230	38.3	B	14
15	BRIDGET JOHN	F	36	B	48	A	30	C	34	B	41	A	40	B	229	38.2	B	15
16	ANTONIA NICOMEDI	F	27	C	50	A	32	B	34	B	48	A	37	B	228	38.0	B	16
17	CAREN DERICK	F	30	C	44	A	34	B	33	B	44	A	40	B	225	37.5	B	17
18	HELEN MOHAMED	F	28	C	46	A	38	B	37	B	38	B	37	B	224	37.3	B	18
19	ANETH JOHN	F	30	C	44	A	35	B	35	B	43	A	35	B	222	37.0	B	19
20	BRIAN JOSEA	M	31	B	39	B	34	B	36	B	43	A	36	B	219	36.5	B	20
21	GEORGE GERALD	M	37	B	48	A	31	B	29	C	34	B	39	B	218	36.3	B	21
22	WILBRIGHT FRANK	M	36	B	46	A	27	C	31	B	40	B	37	B	217	36.2	B	22
23	JOSEPH PAULO	M	27	C	40	B	36	B	43	A	36	B	34	B	216	36.0	B	23
24	ANNA MUSHI	F	23	C	44	A	32	B	35	B	43	A	38	B	215	35.8	B	24
25	BRIAN FRANCIS	M	23	C	36	B	29	C	39	B	42	A	43	A	212	35.3	B	25

NO	NAME	SEX	MATH		KISW		ENG		SCI		SST		CME		TOTAL	AVG	GRADE	POS
26	LUCY JACOB	F	37	B	45	A	30	C	29	C	35	B	35	B	211	35.2	B	26
27	ANGEL LEORNARD	F	33	B	44	A	34	B	30	C	34	B	35	B	210	35.0	B	27
28	JESCA JOHNSON	F	26	C	48	A	34	B	36	B	28	C	33	B	205	34.2	B	28
29	ELIWEMA GODWIN	M	30	C	46	A	30	C	31	B	31	B	30	C	198	33.0	B	29
30	LEMALI OLOSHIRO	M	33	B	42	A	30	C	27	C	30	C	35	B	197	32.8	B	30
31	AUDIFANCE ERASTO	M	25	C	44	A	27	C	35	B	31	B	34	B	196	32.7	B	31
32	CHRISTIAN JASPER	M	36	B	38	B	25	C	39	B	43	A	14	D	195	32.5	B	32
33	NEYEYO MATHAYO	F	19	D	38	B	31	B	28	C	42	A	33	B	191	31.8	B	33
34	EMANUEL AUGUSTINO	M	39	B	45	A	15	D	41	A	20	D	30	C	190	31.7	B	34
35	ANGLE PASCHAL META	F	31	B	46	A	19	D	24	C	31	B	37	B	188	31.3	B	36
36	JACKLINE LEONARD	F	20	D	49	A	28	C	30	C	29	C	32	B	188	31.3	B	36
37	BEATRICE PASIAN	F	13	D	34	B	27	C	39	B	33	B	39	B	185	30.8	B	38
38	LAURANCE LAGO	M	20	D	43	A	25	C	27	C	36	B	34	B	185	30.8	B	38
39	ABIGAEL ELIONA	F	21	C	49	A	29	C	24	C	30	C	31	B	184	30.7	B	39
40	GRACE EDWARD	F	21	C	46	A	29	C	26	C	28	C	27	C	177	29.5	C	40
41	ELIKANA LODRICH	M	26	C	41	A	27	C	27	C	27	C	27	C	175	29.2	C	42
42	PRISCA CHRISPIAN	F	21	C	40	B	28	C	23	C	34	B	29	C	175	29.2	C	42
43	VIVIAN WILBROAD	F	27	C	42	A	24	C	26	C	25	C	29	C	173	28.8	C	43
44	MARTIN THOMAS	M	23	C	34	B	23	C	32	B	28	C	25	C	165	27.5	C	44
45	JENIPHER JOSHUA	F	18	D	43	A	25	C	16	D	33	B	29	C	164	27.3	C	46
46	MARYKINOI LOTHA	F	11	D	42	A	23	C	26	C	33	B	29	C	164	27.3	C	46
47	VIVIAN HAMISI	F	20	D	48	A	18	D	22	C	28	C	26	C	162	27.0	C	47
48	HILDABERT ALFRED	M	20	D	37	B	21	C	30	C	25	C	23	C	156	26.0	C	48
49	DEOGRATIUS MACHEO	M	15	D	34	B	19	D	41	A	16.5	D	29	C	155	25.8	C	49
50	CAREN ROGATH	F	13	D	38	B	28	C	20	D	27	C	28	C	154	25.7	C	50

NO	NAME	SEX	MATH		KISW		ENG		SCI		SST		CME		TOTAL	AVG	GRADE	POS
51	JENIPHER THOMAS	F	24	C	43	A	25	C	15	D	20	D	21	C	148	24.7	C	51
52	BARAKA SUBIRA	M	21	C	40	B	25	C	16	D	22	C	21	C	145	24.2	C	52
53	IRENE EMMANUEL	F	15	D	42	A	19	D	18	D	26	C	21	C	141	23.5	C	53
54	SCOLASTICA ANDREA	F	12	D	44	A	21	C	12	D	23	C	28	C	140	23.3	C	54
55	LUCRESIA WEMA	F	20	D	48	A	20	D	14	D	19	D	16	D	137	22.8	C	55
56	ALFRED GEORGE	F	12	D	43	A	20	D	23	C	21	C	17	D	136	22.7	C	56
57	IRENE MBISE	F	11	D	38	B	19	D	13	D	26	C	25	C	132	22.0	C	57
58	RUKIA HAMIDU	F	17	D	35	B	18	D	18	D	15	D	22	C	125	20.8	C	58
59	GLADNESS MADALI	F	13	D	36	B	19	D	18	D	14	D	19	D	119	19.8	D	59
60	MWAJUMA SHABAN	F	11	D	35	B	18	D	14	D	16	D	23	C	117	19.5	D	60
61	CAREEN LAZARO	F	7	E	33	B	18	D	17	D	21	C	15	D	111	18.4	D	61
62	GEOFREY JOSEH	M	10	E	38	B	9	E	6	E	15	D	10	E	88	14.7	D	62
SUBJECT		SAT	ABS	PASS	SUBJECT RANKING				SCHOOL RANKING									
1	MATHEMATICS	62	0	42	4/8				3/8									
2	KISWAHILI	62	0	62	3/8													
3	ENGLISH	62	0	49	5/8													
4	SCIENCE	62	0	49	5/8													
5	SOCIAL STUDIES	62	0	54	4/8													
6	CIVIC AND MORAL	62	0	56	4/8													