
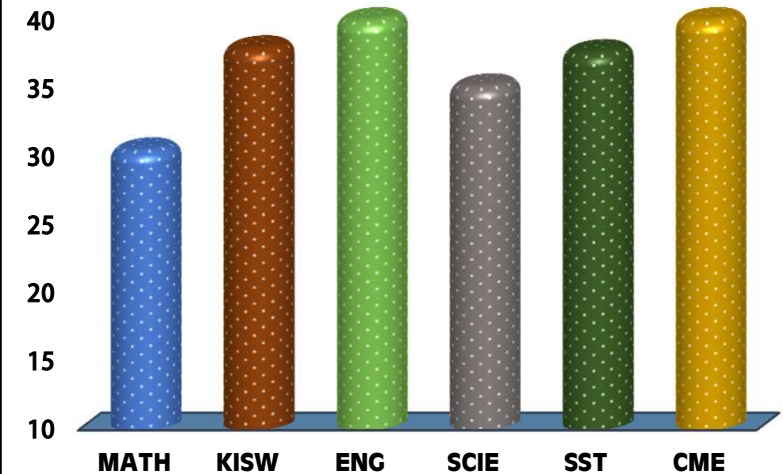
	<h1 style="margin:0;">COSTIGAN</h1>	
REGION: ARUSHA	SCHOOL AVERAGE: 37.9	DISTRICT: KARATU
SUBJECT AND GRADE PERFORMANCE ANALYSIS		

SUBJECT RANKING			
ENGLISH	44.7	89%	1
CIVIC AND MORAL EDUCATION	41.4	83%	2
KISWAHILI	37.9	76%	3
SOCIAL STUDIES	37.7	75%	4
SCIENCE	35.2	70%	5
MATHEMATICS	30.5	61%	6

SUBJECT GRADE ANALYSIS					
SUBJECT/GRADE	A	B	C	D	F
MATHEMATICS	13	12	20	13	0
KISWAHILI	17	39	2	0	0
ENGLISH	51	7	0	0	0
SCIENCE	21	20	15	2	0
SOCIAL STUDIES	21	31	6	0	0
CIVIC AND MORAL	35	21	2	0	0



OVERALL GRADE ANALYSIS			
A	21	58	26%
B	35		43%
C	2		2%
D	0		0%
F	0		0%

CHART SUBJECT ANALYSIS



Subject	Score
MATH	30.5
KISW	37.9
ENG	44.7
SCIE	35.2
SST	37.7
CME	41.4

BOYS VS GIRLS PERFORMANCE

SAT	SAT	TOTAL
 30	 28	58
40%		36%

SEATED	58	100%
ABSENTEES	0	0%
PASSED	58	100%
FAILED	0	0%

NO	NAME	SEX	MATH		KISW		ENG		SCI		SST		CME		TOTAL	AVG	GRADE	POS
1	COLLINS ROBERT SIJAONA	M	48	A	45	A	49	A	47	A	47	A	46	A	282	47.0	A	1
2	ISACK GABRIEL KIMARIO	M	48	A	43	A	47	A	46	A	48	A	47	A	279	46.5	A	2
3	INOCENT MARCO SIKOREI	M	46	A	44	A	50	A	46	A	44	A	46	A	276	46.0	A	3
4	LARSON ELIUD LIHEZE	M	47	A	45	A	49	A	41	A	44	A	46	A	272	45.3	A	4
5	THERESIA CHRISTOPHER JUMA	F	45	A	42	A	49	A	43	A	45	A	47	A	271	45.2	A	5
6	LESASI MOINGA LESASI	M	44	A	39	B	48	A	41	A	45	A	48	A	265	44.2	A	6.5
7	SELEYANI NGASHUMU SAITOTI	F	45	A	42	A	47	A	44	A	42	A	45	A	265	44.2	A	6.5
8	ROTILDIS EMMANUEL JONACE	M	42	A	41	A	46	A	43	A	46	A	46	A	264	44.0	A	8
9	DAVID JOSEPHAT NADE	M	42	A	39	B	46	A	48	A	41	A	45	A	261	43.5	A	10
10	GODWIN JACOB LALA	M	47	A	40	B	49	A	36	B	42	A	47	A	261	43.5	A	10
11	JAMES SAMWEL HAMIS	M	39	B	41	A	47	A	46	A	43	A	45	A	261	43.5	A	10
12	RAPHAEL JOSEPH MODAHA	M	39	B	37	B	48	A	41	A	48	A	45	A	258	43.0	A	12
13	JUNIOR PAULO JACOB	M	36	B	38	B	50	A	42	A	41	A	47	A	254	42.3	A	13
14	YUSRA SULEIMAN MWANANZILA	F	42	A	41	A	46	A	36	B	44	A	41	A	250	41.7	A	14
15	ELIA LIVIN SIMON	M	29	C	37	B	49	A	46	A	45	A	43	A	249	41.5	A	15
16	JACOB THOMAS LABU	M	35	B	36	B	48	A	46	A	38	B	45	A	248	41.3	A	17
17	NABIL ABBAS WAZIRI	M	41	A	40	B	46	A	34	B	43	A	44	A	248	41.3	A	17
18	RAHMA HAJI WAZIRI	F	46	A	39	B	41	A	38	B	40	B	44	A	248	41.3	A	17
19	ALEX EMMANUEL MBONAMASABO	M	38	B	37	B	42	A	44	A	42	A	43	A	246	41.0	A	19
20	COLLINS EMMANUEL YUSUPH	M	34	B	43	A	45	A	35	B	42	A	46	A	245	40.8	A	20
21	PAULINA HERMAN JOHN	F	34	B	43	A	47	A	32	B	42	A	45	A	243	40.5	A	21
22	JOSEPH PRISCUS JOSEPH	M	28	C	36	B	45	A	43	A	42	A	45	A	239	39.8	B	22
23	DICKSON NATHANAEL JOHN	M	26	C	36	B	45	A	43	A	37	B	44	A	231	38.5	B	23
24	SCOLASTICA PANTALEO PETRO	F	40	B	33	B	47	A	36	B	38	B	35	B	229	38.2	B	24
25	SAIBULU SIMON SAITOTI	M	21	C	37	B	50	A	40	B	33	B	45	A	226	37.7	B	25

NO	NAME	SEX	MATH		KISW		ENG		SCI		SST		CME		TOTAL	AVG	GRADE	POS
26	SALMA RAMADHANI HASSANI	F	27	C	41	A	44	A	34	B	32	B	46	A	224	37.3	B	26
27	FILMON LEANDRY AMA	M	34	B	39	B	43	A	33	B	33	B	38	B	220	36.7	B	28
28	HOSIANA MERUTI KISEMA	F	31	B	41	A	38	B	28	C	40	B	42	A	220	36.7	B	28
29	RISPER PHILIPO KIVUYO	F	26	C	40	B	46	A	32	B	35	B	41	A	220	36.7	B	28
30	PASKAZIA JOSEPH MWALUKASA	F	22	C	37	B	45	A	33	B	38	B	43	A	218	36.3	B	30.5
31	WAYDAH JACOB SAFARI	F	36	B	34	B	45	A	30	C	41	A	32	B	218	36.3	B	30.5
32	TUMAINI EMMANUEL ISSAAY	M	15	D	37	B	47	A	43	A	29	C	45	A	216	36.0	B	32.5
33	YASSIN HUSSEIN MATEI	M	20	D	33	B	47	A	42	A	30	C	44	A	216	36.0	B	32.5
34	ELIKANA TAYAY SARUNI	M	20	D	38	B	46	A	35	B	36	B	40	B	215	35.8	B	35
35	SAMWEL YUSUFU KIDUGE	M	17	D	38	B	48	A	42	A	32	B	38	B	215	35.8	B	35
36	GRACE NGASHUMU SAITOTI	F	34	B	39	B	39	B	28	C	39	B	36	B	215	35.8	B	35
37	BRIAN ISRAEL GWAYDES	M	22	C	24	C	42	A	42	A	39	B	45	A	214	35.7	B	38.5
38	DANIEL DESDERI LASWAY	M	20	D	37	B	44	A	35	B	34	B	44	A	214	35.7	B	38.5
39	ELISHA STEPHANO FRANSIS	M	26	C	42	A	42	A	36	B	32	B	36	B	214	35.7	B	38.5
40	MARY YOHANA WAWA	F	29	C	35	B	47	A	29	C	35	B	39	B	214	35.7	B	38.5
41	ABIGAEL PETER GADIYE	F	29	C	38	B	45	A	31	B	30	C	39	B	212	35.3	B	41
42	NATALIA PETRO GABRIEL	F	30	C	39	B	45	A	24	C	34	B	39	B	211	35.2	B	42
43	FRANK SALUSTIAN BAHA	M	25	C	34	B	43	A	31	B	34	B	41	A	208	34.7	B	43.5
44	RIHANA ROBERT MAFFA	F	25	C	39	B	46	A	28	C	35	B	35	B	208	34.7	B	43.5
45	VIVIAN PATRICE JOSEPH	F	26	C	34	B	45	A	28	C	37	B	37	B	207	34.5	B	45
46	GILBERT BENARD TESHA	M	19	D	25	C	41	A	36	B	39	B	46	A	206	34.3	B	46
47	JOSEPHAT LAURENT GURTI	M	25	C	40	B	38	B	32	B	33	B	37	B	205	34.2	B	47
48	IRENE JOHN PETRO	F	23	C	41	A	41	A	26	C	32	B	40	B	203	33.8	B	48.5
49	JOYCE ELISADIKI ANDREA	F	29	C	41	A	38	B	30	C	33	B	32	B	203	33.8	B	48.5
50	DORCAS ZEPHANIA SANKA	F	20	D	34	B	42	A	32	B	30	C	43	A	201	33.5	B	50.5

NO	NAME	SEX	MATH		KISW		ENG		SCI		SST		CME		TOTAL	AVG	GRADE	POS
51	JANETH JULIUS MADANGI	F	24	C	41	A	41	A	24	C	32	B	39	B	201	33.5	B	50.5
52	HEAVENLIGHT EVAREST ANDREA	F	24	C	32	B	45	A	27	C	30	C	40	B	198	33.0	B	52
53	FLORA PASKALI LOHAY	F	20	D	37	B	43	A	23	C	33	B	38	B	194	32.3	B	53
54	NYABAJINJA VINCENT MACHUMU	F	20	D	35	B	44	A	26	C	29	C	35	B	189	31.5	B	54
55	PAULINA DAVID NZIKU	F	18	D	37	B	44	A	18	D	34	B	35	B	186	31.0	B	55
56	DORIS ZEPHANIA SANKA	F	18	D	37	B	40	B	16	D	33	B	40	B	184	30.7	B	56
57	ESTER EZEKIEL AMRI	F	14	D	35	B	40	B	22	C	33	B	29	C	173	28.8	C	57
58	SCOLASTICA VENANCE SONGAY	F	17	D	32	B	34	B	26	C	36	B	27	C	172	28.7	C	58