



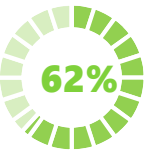

























|  | DEBUGENE |  | | | | | | | | | | | | | | | | | | | | | | | | | | | | | | | | | | | | | | | | | | | | | | |
|---|---|---|--|--|-----------|------|--------------------|-----|---------|------|------|-----|-------------|------|-----|----|----------------|------|-----------|----|---|------|----------------------------|---|---|---|----|--|---|---|--|--|---|----|---|---|----------------|---|---|----|---|---|---|--|------------------------------|--|--|--|
| REGION: DAR ES SALAAM DISTRICT: KINONDONI | SCHOOL AVERAGE: 141.7 | CATEGORY: BELOW 40 CANDIDATES: 28 | | | | | | | | | | | | | | | | | | | | | | | | | | | | | | | | | | | | | | | | | | | | | | |
| SUBJECT PERFORMANCE ANALYSIS | | | | | | | | | | | | | | | | | | | | | | | | | | | | | | | | | | | | | | | | | | | | | | | | |
| <table border="1" style="width:100%; border-collapse: collapse;"> <thead> <tr style="background-color: #e91e63; color: white;"> <th>SUBJECT NAME</th> <th>AVG</th> <th>%</th> <th>RNK</th> </tr> </thead> <tbody> <tr><td>KISWAHILI</td><td>32.5</td><td>65%</td><td>1</td></tr> <tr><td>ENGLISH</td><td>31.9</td><td>64%</td><td>2</td></tr> <tr><td>MATHEMATICS</td><td>30.9</td><td>62%</td><td>3</td></tr> <tr><td>SOCIAL STUDIES</td><td>23.8</td><td>48%</td><td>4</td></tr> <tr><td>SCIENCE</td><td>22.6</td><td>45%</td><td>5</td></tr> </tbody> </table> | SUBJECT NAME | AVG | % | RNK | KISWAHILI | 32.5 | 65% | 1 | ENGLISH | 31.9 | 64% | 2 | MATHEMATICS | 30.9 | 62% | 3 | SOCIAL STUDIES | 23.8 | 48% | 4 | SCIENCE | 22.6 | 45% | 5 | <div style="display: flex; justify-content: space-around;"> <div style="text-align: center;">  <p>64% ENGLISH</p> </div> <div style="text-align: center;">  <p>65% KISWAHILI</p> </div> <div style="text-align: center;">  <p>62% MATHS</p> </div> </div> <div style="display: flex; justify-content: space-around; margin-top: 20px;"> <div style="text-align: center;">  <p>45% SCIENCE</p> </div> <div style="text-align: center;">  <p>48% SOCIAL STUDIES</p> </div> </div> | | | | | | | | | | | | | | | | | | | | | | | |
| SUBJECT NAME | AVG | % | RNK | | | | | | | | | | | | | | | | | | | | | | | | | | | | | | | | | | | | | | | | | | | | | |
| KISWAHILI | 32.5 | 65% | 1 | | | | | | | | | | | | | | | | | | | | | | | | | | | | | | | | | | | | | | | | | | | | | |
| ENGLISH | 31.9 | 64% | 2 | | | | | | | | | | | | | | | | | | | | | | | | | | | | | | | | | | | | | | | | | | | | | |
| MATHEMATICS | 30.9 | 62% | 3 | | | | | | | | | | | | | | | | | | | | | | | | | | | | | | | | | | | | | | | | | | | | | |
| SOCIAL STUDIES | 23.8 | 48% | 4 | | | | | | | | | | | | | | | | | | | | | | | | | | | | | | | | | | | | | | | | | | | | | |
| SCIENCE | 22.6 | 45% | 5 | | | | | | | | | | | | | | | | | | | | | | | | | | | | | | | | | | | | | | | | | | | | | |
| <table border="1" style="width:100%; border-collapse: collapse;"> <thead> <tr style="background-color: #e91e63; color: white;"> <th>BOYS/GIRLS PASS RATE</th> <th>STD</th> <th>AVG</th> <th>%</th> </tr> </thead> <tbody> <tr><td>BOYS</td><td>17</td><td>29.2</td><td>58%</td></tr> <tr><td>GIRLS</td><td>11</td><td>27.0</td><td>54%</td></tr> </tbody> </table> | BOYS/GIRLS PASS RATE | STD | AVG | % | BOYS | 17 | 29.2 | 58% | GIRLS | 11 | 27.0 | 54% | | | | | | | | | | | | | | | | | | | | | | | | | | | | | | | | | | | | |
| BOYS/GIRLS PASS RATE | STD | AVG | % | | | | | | | | | | | | | | | | | | | | | | | | | | | | | | | | | | | | | | | | | | | | | |
| BOYS | 17 | 29.2 | 58% | | | | | | | | | | | | | | | | | | | | | | | | | | | | | | | | | | | | | | | | | | | | | |
| GIRLS | 11 | 27.0 | 54% | | | | | | | | | | | | | | | | | | | | | | | | | | | | | | | | | | | | | | | | | | | | | |
| <table border="1" style="width:100%; border-collapse: collapse;"> <thead> <tr style="background-color: #e91e63; color: white;"> <th colspan="6">GRADE ANALYSIS SUMMARY</th> </tr> <tr> <th>SUBJECT NAME/GRADE</th> <th>A</th> <th>B</th> <th>C</th> <th>D</th> <th>F</th> </tr> </thead> <tbody> <tr><td>MATHEMATICS</td><td>3</td><td>9</td><td>15</td><td>1</td><td>0</td></tr> <tr><td>KISWAHILI</td><td>0</td><td>20</td><td>8</td><td>1</td><td>0</td></tr> <tr><td>ENGLISH</td><td>2</td><td>14</td><td>11</td><td>1</td><td>0</td></tr> <tr><td>SCIENCE</td><td>0</td><td>4</td><td>14</td><td>0</td><td>0</td></tr> <tr><td>SOCIAL STUDIES</td><td>0</td><td>4</td><td>16</td><td>8</td><td>0</td></tr> </tbody> </table> | GRADE ANALYSIS SUMMARY | | | | | | SUBJECT NAME/GRADE | A | B | C | D | F | MATHEMATICS | 3 | 9 | 15 | 1 | 0 | KISWAHILI | 0 | 20 | 8 | 1 | 0 | ENGLISH | 2 | 14 | 11 | 1 | 0 | SCIENCE | 0 | 4 | 14 | 0 | 0 | SOCIAL STUDIES | 0 | 4 | 16 | 8 | 0 | <table border="1" style="width:100%; border-collapse: collapse;"> <thead> <tr style="background-color: #e91e63; color: white;"> <th colspan="2">BOY'S VS GIRLS' PASSRATE (%)</th> </tr> </thead> <tbody> <tr> <td style="text-align: center;">  <p>58%</p> </td> <td style="text-align: center;">  <p>54%</p> </td> </tr> </tbody> </table> | | BOY'S VS GIRLS' PASSRATE (%) | |  <p>58%</p> |  <p>54%</p> |
| GRADE ANALYSIS SUMMARY | | | | | | | | | | | | | | | | | | | | | | | | | | | | | | | | | | | | | | | | | | | | | | | | |
| SUBJECT NAME/GRADE | A | B | C | D | F | | | | | | | | | | | | | | | | | | | | | | | | | | | | | | | | | | | | | | | | | | | |
| MATHEMATICS | 3 | 9 | 15 | 1 | 0 | | | | | | | | | | | | | | | | | | | | | | | | | | | | | | | | | | | | | | | | | | | |
| KISWAHILI | 0 | 20 | 8 | 1 | 0 | | | | | | | | | | | | | | | | | | | | | | | | | | | | | | | | | | | | | | | | | | | |
| ENGLISH | 2 | 14 | 11 | 1 | 0 | | | | | | | | | | | | | | | | | | | | | | | | | | | | | | | | | | | | | | | | | | | |
| SCIENCE | 0 | 4 | 14 | 0 | 0 | | | | | | | | | | | | | | | | | | | | | | | | | | | | | | | | | | | | | | | | | | | |
| SOCIAL STUDIES | 0 | 4 | 16 | 8 | 0 | | | | | | | | | | | | | | | | | | | | | | | | | | | | | | | | | | | | | | | | | | | |
| BOY'S VS GIRLS' PASSRATE (%) | | | | | | | | | | | | | | | | | | | | | | | | | | | | | | | | | | | | | | | | | | | | | | | | |
|  <p>58%</p> |  <p>54%</p> | | | | | | | | | | | | | | | | | | | | | | | | | | | | | | | | | | | | | | | | | | | | | | | |
| <table border="1" style="width:100%; border-collapse: collapse;"> <thead> <tr style="background-color: #e91e63; color: white;"> <th>OVERALL GRADE ANALYSIS</th> <th>NO.</th> <th>SEATED</th> <th>%</th> </tr> </thead> <tbody> <tr><td>A</td><td>0</td><td rowspan="5" style="text-align: center; vertical-align: middle;">28</td><td>0%</td></tr> <tr><td>B</td><td>8</td><td>29%</td></tr> <tr><td>C</td><td>19</td><td>68%</td></tr> <tr><td>D</td><td>1</td><td>4%</td></tr> <tr><td>F</td><td>0</td><td>0%</td></tr> </tbody> </table> | OVERALL GRADE ANALYSIS | NO. | SEATED | % | A | 0 | 28 | 0% | B | 8 | 29% | C | 19 | 68% | D | 1 | 4% | F | 0 | 0% | <table border="1" style="width:100%; border-collapse: collapse;"> <thead> <tr style="background-color: #e91e63; color: white;"> <th colspan="5">OVERALL GRADE ANALYSIS (%)</th> </tr> </thead> <tbody> <tr> <td style="text-align: center;">  <p>0%</p> </td> <td style="text-align: center;">  <p>29%</p> </td> <td style="text-align: center;">  <p>68%</p> </td> <td style="text-align: center;">  <p>4%</p> </td> <td style="text-align: center;">  <p>0%</p> </td> </tr> <tr> <td style="text-align: center;">A</td> <td style="text-align: center;">B</td> <td style="text-align: center;">C</td> <td style="text-align: center;">D</td> <td style="text-align: center;">F</td> </tr> </tbody> </table> | | OVERALL GRADE ANALYSIS (%) | | | | |  <p>0%</p> |  <p>29%</p> |  <p>68%</p> |  <p>4%</p> |  <p>0%</p> | A | B | C | D | F | | | | | | | | | | | |
| OVERALL GRADE ANALYSIS | NO. | SEATED | % | | | | | | | | | | | | | | | | | | | | | | | | | | | | | | | | | | | | | | | | | | | | | |
| A | 0 | 28 | 0% | | | | | | | | | | | | | | | | | | | | | | | | | | | | | | | | | | | | | | | | | | | | | |
| B | 8 | | 29% | | | | | | | | | | | | | | | | | | | | | | | | | | | | | | | | | | | | | | | | | | | | | |
| C | 19 | | 68% | | | | | | | | | | | | | | | | | | | | | | | | | | | | | | | | | | | | | | | | | | | | | |
| D | 1 | | 4% | | | | | | | | | | | | | | | | | | | | | | | | | | | | | | | | | | | | | | | | | | | | | |
| F | 0 | | 0% | | | | | | | | | | | | | | | | | | | | | | | | | | | | | | | | | | | | | | | | | | | | | |
| OVERALL GRADE ANALYSIS (%) | | | | | | | | | | | | | | | | | | | | | | | | | | | | | | | | | | | | | | | | | | | | | | | | |
|  <p>0%</p> |  <p>29%</p> |  <p>68%</p> |  <p>4%</p> |  <p>0%</p> | | | | | | | | | | | | | | | | | | | | | | | | | | | | | | | | | | | | | | | | | | | | |
| A | B | C | D | F | | | | | | | | | | | | | | | | | | | | | | | | | | | | | | | | | | | | | | | | | | | | |

| INDEX | NAME | SEX | MATHEMATICS | | KISWAHILI | | ENGLISH | | SCIENCE | | SOCIAL STUDIES | | TOTAL | AVERAGE | OVR GRADE | SCH POSITION | OVERALL POSITION |
|-------|--------------------------|-----|-------------|---|-----------|---|---------|---|---------|---|----------------|---|-------|---------|-----------|--------------|------------------|
| 1 | BRIAN ARCHIE MFUKO | M | 43 | A | 39 | B | 39 | B | 40 | B | 40 | B | 201 | 40 | B | 1 | 1243 |
| 2 | GORDON PHILBERT KANYAMBO | M | 44 | A | 37 | B | 43 | A | 32 | B | 30 | C | 186 | 37 | B | 2 | 1999.5 |
| 3 | MICHAEL ISAAC KIBE | M | 40 | B | 37 | B | 41 | A | 32 | B | 30 | C | 180 | 36 | B | 3 | 2326.5 |
| 4 | GABRIEL JOSEPH ZACK | M | 38 | B | 34 | B | 37 | B | 31 | B | 34 | B | 174 | 35 | B | 4 | 2635 |
| 5 | MARTHA FARES BAROBEJE | F | 41 | A | 39 | B | 34 | B | 27 | C | 26 | C | 167 | 33 | B | 5 | 2969 |
| 6 | LOVENESS JOHN SIMBA | F | 39 | B | 39 | B | 40 | B | 17 | D | 28 | C | 163 | 33 | B | 6 | 3164 |
| 7 | GODFREY ONESMO MASAWA | M | 32 | B | 37 | B | 33 | B | 29 | C | 28 | C | 159 | 32 | B | 7 | 3348.5 |
| 8 | AISHA PIUS MWASAMPETA | F | 40 | B | 31 | B | 32 | B | 26 | C | 26 | C | 155 | 31 | B | 8 | 3532.5 |
| 9 | NEEMA JOSEPH MPEKA | F | 39 | B | 33 | B | 30 | C | 26 | C | 21 | C | 149 | 30 | C | 9 | 3783.5 |
| 10 | GOODLUCK FRANK TARIMO | M | 21 | C | 34 | B | 35 | B | 24 | C | 32 | B | 146 | 29 | C | 10 | 3904 |
| 11 | GODWIN ONESMO MASAWA | M | 25 | C | 29 | C | 31 | B | 24 | C | 35 | B | 144 | 29 | C | 11 | 3977 |
| 12 | JACKLINE GILBERT JOHN | F | 26 | C | 35 | B | 32 | B | 22 | C | 27 | C | 142 | 28 | C | 12 | 4045.5 |
| 13 | NOEL FRANCIS MREMA | M | 33 | B | 34 | B | 27 | C | 24 | C | 22 | C | 140 | 28 | C | 14 | 4113.5 |
| 14 | ROSE ZEDEKIA DAUDI | F | 34 | B | 31 | B | 35 | B | 21 | C | 19 | D | 140 | 28 | C | 14 | 4113.5 |
| 15 | ALBRIGHT JOHN KESSY | M | 30 | C | 34 | B | 30 | C | 22 | C | 23 | C | 139 | 28 | C | 15 | 4147.5 |
| 16 | JEREMIA TUMAINI CHAMBUA | M | 34 | B | 33 | B | 24 | C | 24 | C | 22 | C | 137 | 27 | C | 16 | 4196 |
| 17 | HANIMU MWINYIMADI JAHA | F | 22 | C | 34 | B | 33 | B | 21 | C | 23 | C | 133 | 27 | C | 17 | 4322.5 |
| 18 | ELVIS ANAELI AKYOO | M | 30 | C | 28 | C | 29 | C | 27 | C | 17 | D | 131 | 26 | C | 18 | 4383.5 |
| 19 | JUNIOR ROBERT GASABILE | M | 28 | C | 31 | B | 29 | C | 19 | D | 23 | C | 130 | 26 | C | 19 | 4414.5 |
| 20 | JUSTINE ADAMU SAMBA | M | 27 | C | 30 | C | 32 | B | 20 | D | 18 | D | 127 | 25 | C | 21 | 4486.5 |
| 21 | MICHAEL JOSEPH THOMAS | M | 30 | C | 27 | C | 30 | C | 22 | C | 18 | D | 127 | 25 | C | 21 | 4486.5 |
| 22 | FRANK PETER NDALI | M | 29 | C | 32 | B | 36 | B | 15 | D | 14 | D | 126 | 25 | C | 22 | 4513 |

| INDEX | NAME | SEX | MATHEMATICS | | KISWAHILI | | ENGLISH | | SCIENCE | | SOCIAL STUDIES | | TOTAL | AVERAGE | OVR GRADE | SCH POSITION | OVERALL POSITION |
|-------|-------------------------|-----|-------------|---|-----------|---|---------|---|---------|---|----------------|---|-------|---------|-----------|--------------|------------------|
| 23 | STEPHEN GABRIEL NYABUTA | M | 27 | C | 31 | B | 30 | C | 14 | D | 17 | D | 119 | 24 | C | 23 | 4657.5 |
| 24 | DOREEN CLEMENT MASAIDI | F | 20 | D | 36 | B | 26 | C | 14 | D | 21 | C | 117 | 23 | C | 24 | 4694.5 |
| 25 | ASIMWE DYNES KATATANAMA | F | 25 | C | 25 | C | 29 | C | 15 | D | 21 | C | 115 | 23 | C | 25 | 4733.5 |
| 26 | MAHAMUD JUMA SWEDI | M | 25 | C | 25 | C | 24 | C | 18 | D | 22 | C | 114 | 23 | C | 26 | 4752.5 |
| 27 | NAIMA MIRAJI HASHIMU | F | 21 | C | 29 | C | 33 | B | 17 | D | 13 | D | 113 | 23 | C | 27 | 4768.5 |
| 28 | GRACE ELINEEMA MSHANA | F | 23 | C | 25 | C | 19 | D | 11 | D | 15 | D | 93 | 19 | D | 28 | 4959 |