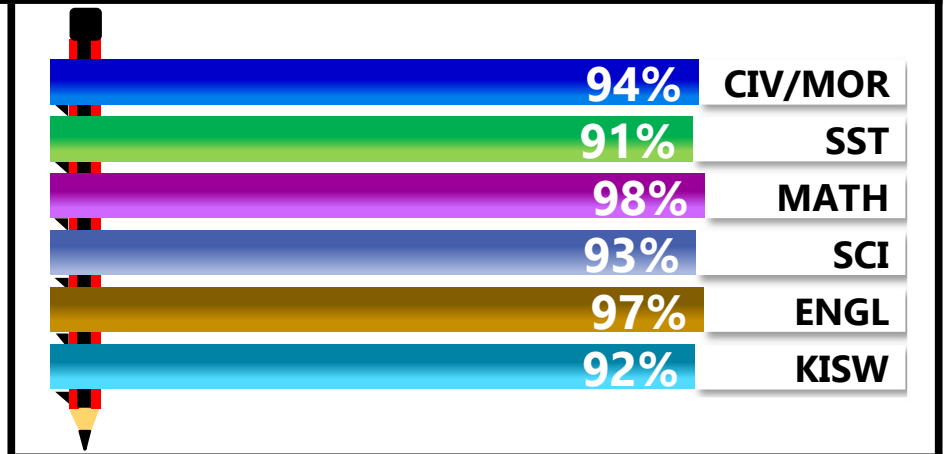




		<h1>DECENT</h1>			
REGION: DAR ES SALAAM		SCHOOL AVERAGE	282.0	OVERALL GRADE	
DISTRICT: ILALA				CATEGORY	
BELOW 40					

SUBJECT PERFORMANCE ANALYSIS

SUBJECT NAME	AVG	%	RNK	
MATHEMATICS	49.0	98%	1	
ENGLISH	48.5	97%	2	
CIVIC & MORAL	47.0	94%	3	
SCIENCE	46.3	93%	4	
KISWAHILI	46.0	92%	5	
SOCIAL STUDIES	45.3	91%	6	
BOYS/GIRLS PASS RATE		STD	AVG	%
BOYS		4	1.00	###
GIRLS		0	0.00	0%



GRADE ANALYSIS SUMMARY					
SUBJECT NAME/GRADE	A	B	C	D	E
MATHEMATICS	4	0	0	0	0
KISWAHILI	3	1	0	0	0
ENGLISH	4	0	0	0	0
SCIENCE	4	0	0	0	0
SOCIAL STUDIES	4	0	0	0	0
CIVIC AND MORAL	3	0	0	0	0
OVERALL GRADE ANALYSIS		NO.	SEATED	%	
A	4	4	100%		
B	0		0%		
C	0		0%		
D	0	0	0%		
E	0		0%		

BOYS VS GIRLS PASSRATE (%)		
	v	
BOYS		GIRLS
OVERALL PERFORMANCE ANALYSIS		
REGISTERED	4	100%
SEATED	4	100%
ABSENTEES	0	0%
PASSED	4	100%
FAILED	0	0%

INDEX	NAME	SEX	MATHEMATICS		KISWAHILI		ENGLISH		SCIENCE		SOCIAL STUDIES		CIVIC & MORAL		TOTAL	AVERAGE	OVERALL GRADE	SCH POSITION	OVERALL POSITION
1	JOHN YONAH MGONJA	M	49	A	49	A	48	A	48	A	48	A	49	A	291	49	A	1	23.5
2	RICHARD BENSON NALLYA	M	49	A	49	A	48	A	48	A	45	A	49	A	288	48	A	2	59.5
3	ALBERT CHRISTIAN SHAABAN	M	49	A	46	A	48	A	47	A	45	A	47	A	282	47	A	3	252.5
4	GOODLUCK ALEX MCHOME	M	49	A	40	B	50	A	42	A	43	A	43	A	267	45	A	4	1100