
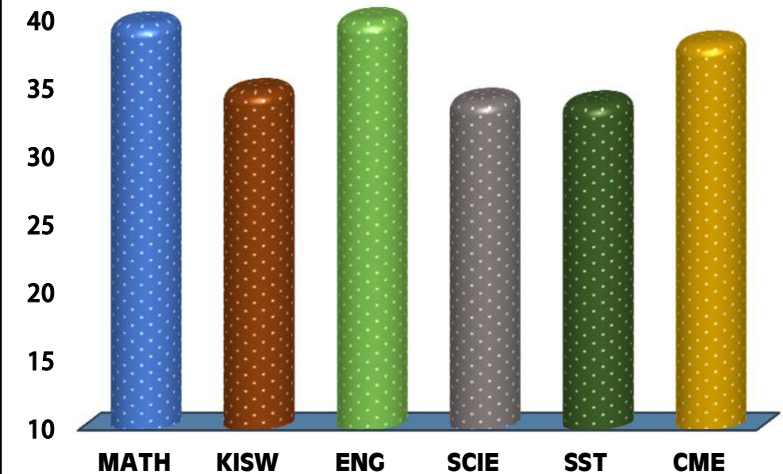
	<h1>DEMBINI</h1>	
REGION: DAR ES SALAAM	SCHOOL AVERAGE: 37.9	DISTRICT: UBUNGO
SUBJECT AND GRADE PERFORMANCE ANALYSIS		

SUBJECT RANKING			
ENGLISH	46.5	93%	1
MATHEMATICS	39.7	79%	2
CIVIC AND MORAL EDUCATION	38.3	77%	3
KISWAHILI	34.8	70%	4
SCIENCE	34.1	68%	5
SOCIAL STUDIES	33.9	68%	6



SUBJECT GRADE ANALYSIS					
SUBJECT/GRADE	A	B	C	D	F
MATHEMATICS	5	4	1	0	0
KISWAHILI	1	7	2	0	0
ENGLISH	10	0	0	0	0
SCIENCE	1	7	2	0	0
SOCIAL STUDIES	1	8	1	0	0
CIVIC AND MORAL	3	6	1	0	0

OVERALL GRADE ANALYSIS			
A	2	10	2%
B	7		9%
C	1		1%
D	0		0%
F	0		0%

CHART SUBJECT ANALYSIS



Subject	Score
MATH	46.5
KISW	34.8
ENG	46.5
SCIE	34.1
SST	34.1
CME	46.5

BOYS VS GIRLS PERFORMANCE				
	SAT	3	40%	
	SAT	7	37%	
		TOTAL	10	

SEATED	10	100%
ABSENTEES	0	0%
PASSED	10	100%
FAILED	0	0%

NO	NAME	SEX	MATH		KISW		ENG		SCI		SST		CME		TOTAL	AVG	GRADE	POS
1	GADIEL TITO BENJAMINI	M	50	A	40	B	48	A	44	A	41	A	46	A	269	44.8	A	1
2	MILKA LUSTICK CHEGEFU	F	48	A	41	A	48	A	39	B	35	B	45	A	256	42.7	A	2
3	ELIZABETH BARAKA CHAMBULI	F	35	B	35	B	49	A	37	B	35	B	45	A	236	39.3	B	3.5
4	HAPPY REMMY MWINANA	F	45	A	39	B	48	A	34	B	31	B	39	B	236	39.3	B	3.5
5	NASRI YASINI KIMARO	M	42	A	35	B	42	A	34	B	34	B	38	B	225	37.5	B	5.5
6	SASI JAMES BAYAYA	M	40	B	36	B	45	A	34	B	33	B	37	B	225	37.5	B	5.5
7	RUTH VALENTINO KABU	F	32	B	31	B	48	A	36	B	36	B	40	B	223	37.2	B	7
8	REHEMA REMY MWINANA	F	44	A	32	B	48	A	27	C	32	B	35	B	218	36.3	B	8
9	GROLY RAMADHANI KAKENDE	F	36	B	30	C	48	A	25	C	33	B	36	B	208	34.7	B	9
10	ROSA BERUKI KIKWALA	F	25	C	29	C	41	A	31	B	29	C	22	C	177	29.5	C	10