


	<h1 style="margin:0;">DHAHIR</h1>	
REGION: KILIMANJARO	SCHOOL AVERAGE: 133.2	CATEGORY
DISTRICT: HAI		BELOW 40
		CANDIDATES
		30

SUBJECT PERFORMANCE ANALYSIS			
------------------------------	--	--	--


SUBJECT NAME	AVG	%	RNK
ENGLISH	31.1	62%	1
KISWAHILI	29.5	59%	2
SCIENCE	25.2	50%	3
MATHEMATICS	24.5	49%	4
SOCIAL STUDIES	21.8	44%	5




62%
ENGLISH



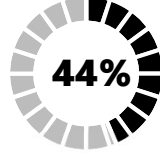
59%
KISWAHILI



49%
MATHS



50%
SCIENCE










44%
SOCIAL STUDIES

BOYS/GIRLS PASS RATE	STD	AVG	%
BOYS	19	27.2	54%
GIRLS	11	25.7	51%

GRADE ANALYSIS SUMMARY					
SUBJECT NAME/GRADE	A	B	C	D	F
MATHEMATICS	1	7	13	9	0
KISWAHILI	0	14	14	9	0
ENGLISH	0	16	13	1	0
SCIENCE	0	7	17	2	2
SOCIAL STUDIES	0	0	19	11	0

OVERALL GRADE ANALYSIS	NO.	SEATED	%
A	0	30	0%
B	7		23%
C	20		67%
D	3		10%
F	0		0%

BOY'S VS GIRLS' PASSRATE (%)	
 <p>54%</p>	 <p>51%</p>

OVERALL GRADE ANALYSIS (%)				
 0%	 23%	 67%	 10%	 0%
A	B	C	D	F

INDEX	NAME	SEX	MATHEMATICS		KISWAHILI		ENGLISH		SCIENCE		SOCIAL STUDIES		TOTAL	AVERAGE	OVR GRADE	SCH POSITION	OVERALL POSITION
1	DAVID ANAEL SWAI	M	41	A	34	B	36	B	32	B	28	C	171	34	B	1	2784
2	ABDULSHAKIRI OMARY LEMA	M	29	C	35	B	36	B	40	B	27	C	167	33	B	2	2966
3	ABDULHAMID IDRIS KWEKA	M	36	B	30	C	39	B	31	B	28	C	164	33	B	4	3114.5
4	GODBLESS CHARLES SALA	M	37	B	33	B	37	B	32	B	25	C	164	33	B	4	3114.5
5	JAMILA ABDALLAH PYARU	F	37	B	31	B	29	C	37	B	28	C	162	32	B	5	3214
6	PASCALINA PETER MOLELL	F	32	B	38	B	31	B	30	C	25	C	156	31	B	6	3481.5
7	MICHAEL LIBARETH MARCEL	M	29	C	35	B	39	B	30	C	21	C	154	31	B	7	3568
8	MARTHA MELBON MKUCHU	F	32	B	37	B	34	B	25	C	23	C	151	30	C	8	3695
9	SALIMIN EXAUD SWAI	M	30	C	29	C	38	B	30	C	23	C	150	30	C	9	3740.5
10	BENARD EMANUEL MSECHU	M	31	B	32	B	39	B	23	C	22	C	147	29	C	10	3865
11	JOSHUA EDWARD STEPHEN	M	26	C	27	C	35	B	30	C	28	C	146	29	C	11	3902
12	MESHARK FRANK MUNUO	M	28	C	23	C	34	B	36	B	23	C	144	29	C	13	3974
13	GIFTER GASPER MUSHI	F	33	B	30	C	27	C	24	C	30	C	144	29	C	13	3974
14	GEOFREY ELIEZA KILEO	M	27	C	33	B	33	B	29	C	21	C	143	29	C	14	4009.5
15	HOPE LEONARD MUSHI	F	23	C	36	B	29	C	24	C	25	C	137	27	C	15	4190.5
16	LUCAS JONAS MRAN'GU	M	15	D	31	B	34	B	34	B	22	C	136	27	C	16	4222
17	TAWAKALI KHALIFAN KIMARO	M	18	D	31	B	30	C	26	C	29	C	134	27	C	17	4284.5
18	STEPHEN LAMECK MUNUO	M	23	C	33	B	36	B	25	C	16	D	133	27	C	19	4317
19	HAMIDA HAMZA HESSEIN	F	27	C	31	B	30	C	28	C	17	D	133	27	C	19	4317
20	HOPE GODBLESS SWAI	F	23	C	30	C	26	C	25	C	20	D	124	25	C	20	4548
21	FAISAL KASSIM MSABA	M	19	D	27	C	31	B	22	C	20	D	119	24	C	21	4651
22	SHANIYA IBRAHIM MKURWA	F	29	C	26	C	25	C	21	C	17	D	118	24	C	22	4668

INDEX	NAME	SEX	MATHEMATICS		KISWAHILI		ENGLISH		SCIENCE		SOCIAL STUDIES		TOTAL	AVERAGE	OVR GRADE	SCH POSITION	OVERALL POSITION
23	AYMAN KHALIFA NYANJE	M	24	C	27	C	25	C	17	D	22	C	115	23	C	23	4726.5
24	SHARIFA ANUARY SWAI	F	24	C	29	C	28	C	16	D	15	D	112	22	C	24	4775.5
25	ALEX JOHNSON MUNUO	M	14	D	21	C	33	B	21	C	16	D	105	21	C	25	4855
26	ANJELA GIDION MUSHI	F	19	D	26	C	25	C	12	D	22	C	104	21	C	26	4866.5
27	AMIR MOHAMED AMIRI	M	17	D	19	D	29	C	22	C	16	D	103	21	C	27	4876
28	EMANUEL JAMES MLAKI	M	15	D	25	C	24	C	18	D	19	D	101	20	D	28	4897
29	KARIM SULEIMAN KARIM	M	14	D	27	C	26	C	10	F	13	D	90	18	D	29	4974
30	SHARON DOGLAS NG'UNDA	F	16	D	19	D	16	D	7	F	12	D	70	14	D	30	5045