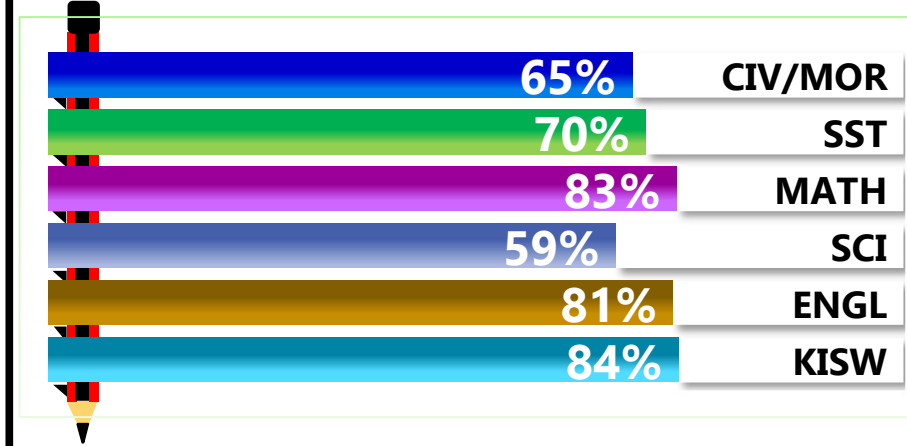


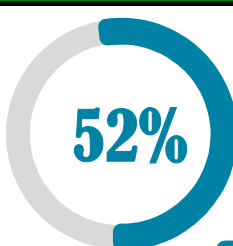
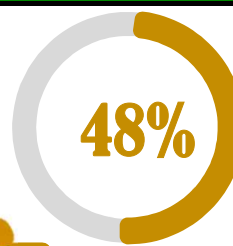


		<h1>DOMINION</h1>			
REGION: ARUSHA		SCHOOL AVERAGE	221.2	OVERALL GRADE	
DISTRICT: ARUSHA				CATEGORY	

SUBJECT PERFORMANCE ANALYSIS

SUBJECT NAME	AVG	%	RNK
KISWAHILI	42.1	84%	1
MATHEMATICS	41.6	83%	2
ENGLISH	40.7	81%	3
SOCIAL STUDIES	34.9	70%	4
CIVIC & MORAL	32.3	65%	5
SCIENCE	29.6	59%	6
BOYS/GIRLS PASS RATE	STD	AVG	%
BOYS	26	0.52	52%
GIRLS	25	0.48	48%



GRADE ANALYSIS SUMMARY					
SUBJECT NAME/GRADE	A	B	C	D	E
MATHEMATICS	32	18	1	0	0
KISWAHILI	40	11	0	0	0
ENGLISH	28	19	3	1	0
SCIENCE	4	18	26	0	0
SOCIAL STUDIES	5	37	9	0	0
CIVIC AND MORAL	4	28	14	4	0
OVERALL GRADE ANALYSIS	NO.	SEATED	%		
A	10	51	20%		
B	40		78%		
C	1		2%		
D	0	0	0%		
E	0		0%		

BOYS VS GIRLS PASSRATE (%)		
 52%	VS	 48%
 BOYS		 GIRLS
OVERALL PERFORMANCE ANALYSIS		
REGISTERED	51	100%
SEATED	51	100%
ABSENTEES	0	0%
PASSED	51	100%
FAILED	0	0%

INDEX	NAME	SEX	MATHEMATICS		KISWAHILI		ENGLISH		SCIENCE		SOCIAL STUDIES		CIVIC & MORAL		TOTAL	AVERAGE	OVERALL GRADE	SCH POSITION	OVERALL POSITION
1	BRAYSON ADOLF MUSHI	M	47	A	43	A	49	A	42	A	45	A	40	B	266	44	A	1	497
2	BONIPHACE MAJUTO LAZARO	M	47	A	43	A	49	A	41	A	45	A	40	B	265	44	A	2	549
3	GODLISTEN DAVID SWAI	M	47	A	42	A	49	A	42	A	38	B	42	A	260	43	A	3	809.5
4	CARLTON FUMBA MAARUFU	M	46	A	43	A	47	A	37	B	45	A	39	B	257	43	A	4	985.5
5	GHASADY KASIM RAMADHAN	M	45	A	42	A	49	A	41	A	33	B	42	A	252	42	A	5	1289
6	SAUMU MBWANA CHOMBO	F	42	A	43	A	49	A	37	B	39	B	41	A	251	42	A	6	1353
7	ROBERT ELIUTHERI KIWALE	M	47	A	39	B	47	A	40	B	37	B	39	B	249	42	A	7	1483.5
8	ABUBAKARI HASHIMU IDD	M	47	A	42	A	49	A	23	C	45	A	40	B	246	41	A	8	1676
9	DENIS RICHARD MLAMBO	M	47	A	39	B	49	A	37	B	39	B	34	B	245	41	A	9	1741
10	FATUMA ISSA MIRAJI	F	41	A	45	A	45	A	33	B	39	B	40	B	243	41	A	10	1866
11	GIFT GODSON RIKANGA	F	42	A	46	A	41	A	35	B	39	B	39	B	242	40	B	11	1935
12	SAMWEL SEVERINE MORRIS	M	44	A	39	B	44	A	37	B	37	B	40	B	241	40	B	12	2006.5
13	DORCAS ZAKARIA MTUNGUJA	F	42	A	46	A	47	A	32	B	38	B	35	B	240	40	B	13	2076
14	ESTER FILIBERT BAGOKA	F	40	B	43	A	46	A	36	B	37	B	36	B	238	40	B	14	2213
15	ELYN EVARISTI MNYINGANYI	F	40	B	46	A	46	A	32	B	38	B	33	B	235	39	B	15	2416.5
16	CATHERINE RICHARD MMASI	F	41	A	46	A	42	A	35	B	35	B	35	B	234	39	B	16	2482.5
17	KELVIN YONA LAIZER	M	45	A	42	A	46	A	32	B	40	B	28	C	233	39	B	17	2548
18	VENERANDA JULIUS KAWISHE	F	39	B	41	A	46	A	33	B	37	B	36	B	232	39	B	18	2616
19	ABRAHAM HAJI SHABAN	M	46	A	41	A	49	A	14	D	45	A	36	B	231	39	B	20	2687
20	IQRAM MOHAMED RAMADHAN	M	43	A	41	A	43	A	30	C	32	B	42	A	231	39	B	20	2687
21	MESHACK LOKENI MASAWA	M	46	A	41	A	46	A	32	B	37	B	29	C	231	39	B	20	2687
22	EPIMACK EDMUND KALINGANIRA	M	45	A	44	A	38	B	38	B	24	C	39	B	228	38	B	22	2902.5
23	REGINALD ELIBARIKI MSHANA	M	47	A	41	A	35	B	35	B	36	B	33	B	227	38	B	23	2975

INDEX	NAME	SEX	MATHEMATICS		KISWAHILI		ENGLISH		SCIENCE		SOCIAL STUDIES		CIVIC & MORAL		TOTAL	AVERAGE	OVERALL GRADE	SCH POSITION	OVERALL POSITION
24	SAMWELY SIPHAELY KAALE	M	43	A	40	B	40	B	25	C	37	B	40	B	225	38	B	24	3121
25	ESTER ESTOMIH MUSHI	F	37	B	46	A	44	A	24	C	35	B	35	B	221	37	B	26	3371.5
26	JOYCE MASUMBUKO THOBIAS	F	40	B	45	A	44	A	29	C	36	B	27	C	221	37	B	26	3371.5
27	RAHEL FESTO MAHUNGA	F	43	A	40	B	44	A	24	C	38	B	31	B	220	37	B	27	3440.5
28	IKILIMA HAMAD CHANDE	F	39	B	43	A	38	B	28	C	38	B	31	B	217	36	B	28	3645
29	SULEIMAN ABDUL JUMA	M	38	B	42	A	37	B	35	B	33	B	26	C	211	35	B	29	4033.5
30	STANLEY CHARLES MLAU	M	42	A	40	B	30	C	25	C	34	B	39	B	210	35	B	31	4100.5
31	BRIGHTNESS MUGAPABLO MASIN	F	41	A	38	B	40	B	28	C	33	B	30	C	210	35	B	31	4100.5
32	IRENE HARUNA KISINGENI	F	39	B	43	A	29	C	30	C	38	B	31	B	210	35	B	31	4100.5
33	ELIESA KIMWERI DANKANI	M	42	A	37	B	40	B	35	B	21	C	34	B	209	35	B	34	4166
34	KHAUTHURI IBRAHIMU BATILI	F	37	B	41	A	42	A	22	C	37	B	30	C	209	35	B	34	4166
35	HOLYNESS NICKSON MTUI	F	38	B	43	A	43	A	25	C	25	C	34	B	208	35	B	35	4228.5
36	GODSON GEORGE MALLEY	M	47	A	41	A	35	B	14	D	32	B	37	B	206	34	B	37	4337
37	ZIADA MSHESI MKIRERI	F	41	A	45	A	33	B	28	C	36	B	23	C	206	34	B	37	4337
38	ANIPHA AKIDA IDDI	F	41	A	43	A	31	B	29	C	35	B	26	C	205	34	B	38	4389
39	ABDULRAZAK SALIMU MVUNGI	M	44	A	41	A	36	B	25	C	29	C	28	C	203	34	B	40	4501
40	ISAACK GODSON HOZA	M	40	B	41	A	32	B	24	C	30	C	36	B	203	34	B	40	4501
41	ZUMRAT JUMA HAMIS	F	40	B	45	A	38	B	26	C	37	B	15	D	201	34	B	41	4613.5
42	AISHA JUMA MOHAMED	F	37	B	42	A	44	A	28	C	31	B	18	D	200	33	B	43	4674.5
43	ASHURA KASIMU SALIM	F	40	B	40	B	36	B	27	C	36	B	21	C	200	33	B	43	4674.5
44	JASMIN ALLY SAID	F	37	B	43	A	32	B	29	C	36	B	20	D	197	33	B	44	4819
45	JOHNSON ABEL IKOTI	M	33	B	41	A	42	A	24	C	23	C	32	B	195	33	B	45	4901.5

INDEX	NAME	SEX	MATHEMATICS		KISWAHILI		ENGLISH		SCIENCE		SOCIAL STUDIES		CIVIC & MORAL		TOTAL	AVERAGE	OVERALL GRADE	SCH POSITION	OVERALL POSITION
46	AKLAM HAMADI CHANDE	F	38	B	42	A	37	B	27	C	31	B	18	D	193	32	B	46	4978.5
47	ELIA JUSTICE MSUMARI	M	41	A	40	B	38	B	23	C	25	C	24	C	191	32	B	47	5068.5
48	ABDALLAH RAMADHAN ABDALLA	M	41	A	43	A	36	B	18	D	21	C	29	C	188	31	B	48	5183.5
49	JONSIA JOVIN ABEL	M	27	C	42	A	40	B	21	C	24	C	31	B	185	31	B	49	5296.5
50	LOGREEN ENEDY LYAMUYA	F	37	B	41	A	27	C	21	C	35	B	22	C	183	31	B	50	5372.5
51	NUSURAT ABDALAH HASAN	F	42	A	40	B	18	D	22	C	33	B	23	C	178	30	C	51	5546