
	<h1>DUNAMIS</h1>		
<b>REGION: MWANZA</b>	<b>SCHOOL AVERAGE: 120.4</b>	<b>CATEGORY</b>	<b>BELOW 40</b>
<b>DISTRICT: MWANZA</b>		<b>CANDIDATES</b>	<b>7</b>
<b>SUBJECT PERFORMANCE ANALYSIS</b>			

SUBJECT NAME	AVG	%	RNK
SOCIAL STUDIES	34.0	68%	1
ENGLISH	25.3	51%	2
KISWAHILI	23.6	47%	3
SCIENCE	18.3	37%	4
MATHEMATICS	14.5	29%	5

BOYS/GIRLS PASS RATE	STD	AVG	%
BOYS	5	26.0	52%
GIRLS	2	19.3	39%


  

GRADE ANALYSIS SUMMARY					
SUBJECT NAME/GRADE	A	B	C	D	F
MATHEMATICS	0	0	3	4	0
KISWAHILI	0	1	3	4	0
ENGLISH	0	1	4	2	0
SCIENCE	0	0	4	0	0
SOCIAL STUDIES	0	7	0	0	0

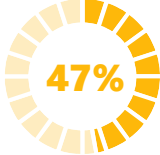
  

OVERALL GRADE ANALYSIS	NO.	SEATED	%
A	0	7	0%
B	1		14%
C	4		57%
D	2		29%
F	0		0%


  



**51%**  
ENGLISH

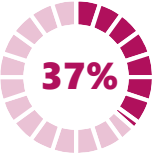


**47%**  
KISWAHILI




**29%**  
MATHS





**37%**  
SCIENCE








**68%**  
SOCIAL STUDIES

BOY'S VS GIRLS' PASSRATE (%)	
 <p><b>52%</b></p>	 <p><b>39%</b></p>

OVERALL GRADE ANALYSIS (%)				
 <p><b>0%</b></p>	 <p><b>14%</b></p>	 <p><b>57%</b></p>	 <p><b>29%</b></p>	 <p><b>0%</b></p>
A	B	C	D	F

INDEX	NAME	SEX	MATHEMATICS		KISWAHILI		ENGLISH		SCIENCE		SOCIAL STUDIES		TOTAL	AVERAGE	OVR GRADE	SCH POSITION	OVERALL POSITION
1	MICHAEL MAYUNGA KASOLE	M	27	C	34	B	39	B	27	C	36	B	163	33	B	1	3162.5
2	GEORGE MAYUNGA KASOLE	M	26	C	26	C	30	C	22	C	37	B	141	28	C	2	4075.5
3	MANASE CHIPENGWA MASANGILA	M	24	C	24	C	28	C	21	C	33	B	130	26	C	3	4408.5
4	IVAN AMIRY MGOMELA	M	15	D	27	C	25	C	21	C	34	B	122	24	C	4	4593.5
5	ADVENTINA JUMANNE	F	15	D	19	D	27	C	11	D	32	B	104	21	C	5	4866.5
6	EDIGAR SADICK JOSIA	M	13	D	18	D	16	D	13	D	34	B	94	19	D	6	4946.5
7	ANNA MUDDY MASANJA	F	15	D	17	D	12	D	13	D	32	B	89	18	D	7	4982