
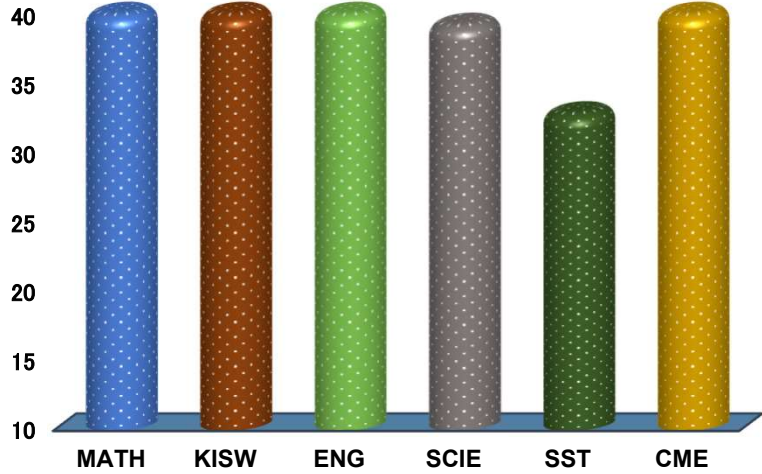
	<h1>ELISABENE</h1>	
REGION: SONGWE	SCHOOL AVERAGE: 41.7	DISTRICT: SONGWE
SUBJECT AND GRADE PERFORMANCE ANALYSIS		



SUBJECT RANKING			
ENGLISH	49.1	98%	1
MATHEMATICS	45.5	91%	2
CIVIC AND MORAL EDUCATION	43.1	86%	3
KISWAHILI	40.2	80%	4
SCIENCE	39.2	78%	5
SOCIAL STUDIES	32.8	66%	6

SUBJECT GRADE ANALYSIS					
SUBJECT/GRADE	A	B	C	D	F
MATHEMATICS	64	3	0	0	0
KISWAHILI	34	33	0	0	0
ENGLISH	67	0	0	0	0
SCIENCE	31	35	1	0	0
SOCIAL STUDIES	4	44	19	0	0
CIVIC AND MORAL	59	8	0	0	0

OVERALL GRADE ANALYSIS			
A	49	67	60%
B	18		22%
C	0		0%
D	0		0%
F	0		0%

CHART SUBJECT ANALYSIS



BOYS VS GIRLS PERFORMANCE	
 SAT	 SAT TOTAL
34	33 67
42%	41%

SEATED	67	100%
ABSENTEES	0	0%
PASSED	67	100%
FAILED	0	0%

NO	NAME	SEX	MATH		KISW		ENG		SCI		SST		CME		TOTAL	AVG	GRADE	POS
1	BENSON ALPHONCE KIVIKE	M	48	A	38	B	49	A	43	A	44	A	47	A	269	44.8	A	2
2	JANETH KUSAYA WAMBURA	F	48	A	44	A	50	A	44	A	36	B	47	A	269	44.8	A	2
3	JEMA ZEPHANIA DANIEL	F	47	A	45	A	50	A	44	A	36	B	47	A	269	44.8	A	2
4	BONIFACE EFRAHIMU MTAWA	M	48	A	37	B	49	A	43	A	41	A	47	A	265	44.2	A	4.5
5	ABBY GILBERT MGAYWA	F	48	A	45	A	50	A	44	A	34	B	44	A	265	44.2	A	4.5
6	EDWARD ENOSI MAYANGARA	M	45	A	41	A	50	A	42	A	42	A	44	A	264	44.0	A	6.5
7	JANETH JULIUS SIKANA	F	45	A	44	A	50	A	44	A	38	B	43	A	264	44.0	A	6.5
8	FAITHLINA DAVID NICHOLAUS	F	48	A	42	A	50	A	42	A	37	B	43	A	262	43.7	A	8.5
9	GRACE YUSUPH MWALUPINDI	F	48	A	44	A	50	A	44	A	36	B	40	B	262	43.7	A	8.5
10	JOYCE JACOB MGALA	F	46	A	41	A	49	A	43	A	38	B	44	A	261	43.5	A	10
11	ANTONY JOHN LAMECK	M	48	A	40	B	49	A	37	B	41	A	45	A	260	43.3	A	11.5
12	GIVEN SIMON MWANDELE	M	48	A	41	A	50	A	38	B	37	B	46	A	260	43.3	A	11.5
13	DANIEL FRED KUYAVA	M	42	A	43	A	49	A	43	A	36	B	46	A	259	43.2	A	15
14	JUNIOR MUSA MWASHILINDI	M	47	A	42	A	50	A	40	B	38	B	42	A	259	43.2	A	15
15	VICTOR VASCO MSIGWA	M	47	A	42	A	50	A	41	A	35	B	44	A	259	43.2	A	15
16	ELIZA YONA MWAISENYE	F	47	A	34	B	50	A	44	A	37	B	47	A	259	43.2	A	15
17	NDIMYAKE JOSEPH MWAIGOMOLE	F	45	A	41	A	50	A	44	A	35	B	44	A	259	43.2	A	15
18	EMMANUEL GERALD KIMARIO	M	47	A	40	B	50	A	38	B	38	B	45	A	258	43.0	A	19.5
19	WILE STEPHANO KAYALA	M	48	A	42	A	50	A	41	A	32	B	45	A	258	43.0	A	19.5
20	JACKLINE STEPHANO SANGA	F	45	A	45	A	50	A	42	A	35	B	41	A	258	43.0	A	19.5
21	NOREEN PHILIMON MTEWELE	F	44	A	41	A	50	A	42	A	36	B	45	A	258	43.0	A	19.5
22	KELVIN LEONARD WAJAMA	M	48	A	43	A	50	A	36	B	36	B	44	A	257	42.8	A	23.5
23	KIRISI MIKAER KATEM	M	48	A	42	A	50	A	37	B	34	B	46	A	257	42.8	A	23.5
24	MARTIN GODFREY MALEMBEKA	M	48	A	44	A	50	A	40	B	29	C	46	A	257	42.8	A	23.5
25	BAKHITA NICE MAHENGE	F	50	A	38	B	50	A	42	A	34	B	43	A	257	42.8	A	23.5

NO	NAME	SEX	MATH		KISW		ENG		SCI		SST		CME		TOTAL	AVG	GRADE	POS
26	GEAZ ISSA KAMENDU	M	49	A	40	B	50	A	35	B	34	B	48	A	256	42.7	A	26
27	ASHRAF ANUARY KHAN	M	48	A	39	B	49	A	44	A	28	C	47	A	255	42.5	A	29
28	DERICK DAVID BUYOGERA	M	47	A	40	B	48	A	37	B	38	B	45	A	255	42.5	A	29
29	RIHANA ALBERT SONGORO	F	48	A	40	B	50	A	41	A	35	B	41	A	255	42.5	A	29
30	SABRINA ABRAHAM MOSES	F	46	A	43	A	48	A	42	A	32	B	44	A	255	42.5	A	29
31	VIVIAN ALEX NSALA	F	45	A	42	A	48	A	42	A	35	B	43	A	255	42.5	A	29
32	FIRSTIN USHINDI MWIHOMEKE	M	47	A	36	B	50	A	39	B	39	B	43	A	254	42.3	A	32
33	MECK CHRISTOPHER MAJANI	M	47	A	41	A	50	A	39	B	31	B	45	A	253	42.2	A	33
34	HENRY ELIAS KIJUNGU	M	48	A	39	B	49	A	41	A	32	B	43	A	252	42.0	A	35
35	ALICEAMELYE AIDAN KIPONDA	F	43	A	39	B	50	A	43	A	33	B	44	A	252	42.0	A	35
36	GRACE UNDWALE KIBONA	F	48	A	42	A	50	A	33	B	35	B	44	A	252	42.0	A	35
37	BRIGHTON MESHACK MSIGWA	M	44	A	38	B	47	A	43	A	32	B	47	A	251	41.8	A	37.5
38	CATHERINE EZEKIEL SANGA	F	47	A	41	A	50	A	41	A	31	B	41	A	251	41.8	A	37.5
39	JIMMY JOSPHAT SICHONE	M	49	A	39	B	50	A	40	B	30	C	42	A	250	41.7	A	39
40	ISAYA KAMBALAGE MWANTINDI	M	48	A	40	B	49	A	37	B	32	B	42	A	248	41.3	A	40
41	JOSHUA JULIUS SIKANA	M	46	A	41	A	49	A	37	B	32	B	42	A	247	41.2	A	41.5
42	RUKIA AMADI MWAKUGANDA	F	44	A	39	B	49	A	39	B	32	B	44	A	247	41.2	A	41.5
43	JOSHUA DAVID KAYUNI	M	47	A	42	A	50	A	38	B	28	C	41	A	246	41.0	A	43.5
44	HAPPY CHRISTOPHER NTURO	F	44	A	39	B	49	A	42	A	31	B	41	A	246	41.0	A	43.5
45	ISAKA DONATUS MSIGWA	M	45	A	39	B	49	A	42	A	28	C	41	A	244	40.7	A	46
46	PUZZLE LAZARO MLIGO	M	47	A	43	A	50	A	36	B	24	C	44	A	244	40.7	A	46
47	VIVIAN SIMON MWANDELE	F	41	A	35	B	48	A	41	A	36	B	43	A	244	40.7	A	46
48	MOHAMED MFAUME JUMA	M	46	A	39	B	50	A	36	B	28	C	44	A	243	40.5	A	48.5
49	PRINCE ANDREW LUSEKELO	M	46	A	42	A	50	A	41	A	21	C	43	A	243	40.5	A	48.5
50	NOEL BURTON NTURO	M	47	A	38	B	50	A	37	B	29	C	41	A	242	40.3	B	50.5

NO	NAME	SEX	MATH		KISW		ENG		SCI		SST		CME		TOTAL	AVG	GRADE	POS
51	SALUM JUMA KIYMBI	M	46	A	41	A	47	A	35	B	33	B	40	B	242	40.3	B	50.5
52	DERICK ADOLF WILSON	M	41	A	38	B	49	A	39	B	32	B	42	A	241	40.2	B	52.5
53	GIVEN THOBIAS SANGA	M	46	A	42	A	50	A	33	B	32	B	38	B	241	40.2	B	52.5
54	STANLEY FRANK SIMWIMBA	M	45	A	41	A	49	A	35	B	29	C	41	A	240	40.0	B	54
55	LIGHT FRANK MAWESE	F	42	A	37	B	47	A	43	A	25	C	44	A	238	39.7	B	55
56	ANGEL FLORIAN RUGEMALIRA	F	39	B	38	B	50	A	32	B	35	B	43	A	237	39.5	B	56
57	GRACE BEUTY NZALA	F	42	A	32	B	50	A	35	B	35	B	42	A	236	39.3	B	58
58	JANETH JESSE KABEFU	F	42	A	42	A	48	A	36	B	26	C	42	A	236	39.3	B	58
59	LUCIA SAMWEL MJWANGA	F	43	A	38	B	49	A	35	B	33	B	38	B	236	39.3	B	58
60	SELEMAN SILVESTER LWILA	M	46	A	38	B	49	A	38	B	23	C	41	A	235	39.2	B	60
61	NASRA ATHUMAN NDOSA	F	46	A	32	B	47	A	40	B	31	B	38	B	234	39.0	B	61.5
62	SHARON ERSTO NGAILO	F	40	B	45	A	45	A	34	B	30	C	40	B	234	39.0	B	61.5
63	LULU OSWARD MWASUMBI	F	41	A	42	A	49	A	31	B	28	C	42	A	233	38.8	B	63
64	SILL ALNUNE MWAMBENE	F	41	A	39	B	46	A	36	B	27	C	40	B	229	38.2	B	64
65	MARIAM AMOSI CHAULA	F	42	A	40	B	46	A	28	C	30	C	39	B	225	37.5	B	65
66	LUSTIKA CASTORY MWELELO	F	33	B	36	B	49	A	38	B	27	C	41	A	224	37.3	B	66.5
67	SARA STEPHANO KAYALA	F	43	A	37	B	44	A	35	B	23	C	42	A	224	37.3	B	66.5