
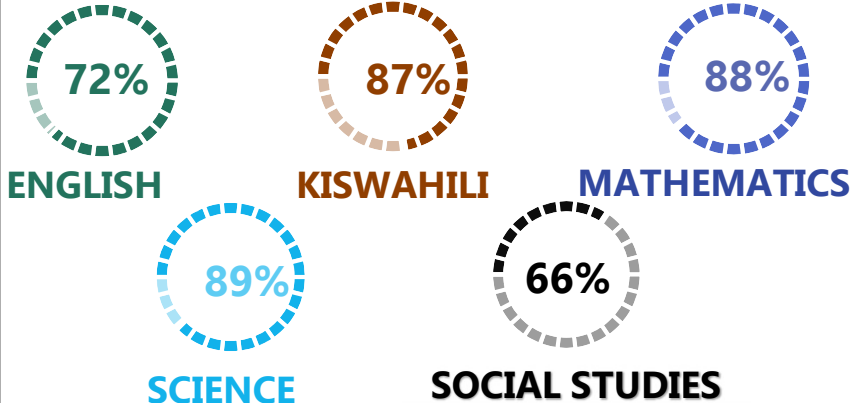






		ELISABENE																																																																						
REGION: MBEYA		SCHOOL AVERAGE: 201.0			BAND 3																																																																			
DISTRICT: MBEYA					CATEGORY		BELOW 40																																																																	
SUBJECT PERFORMANCE ANALYSIS																																																																								
<table border="1" style="width: 100%; border-collapse: collapse;"> <thead> <tr> <th style="text-align: left;">SUBJECT NAME</th> <th style="text-align: center;">AVG</th> <th style="text-align: center;">%</th> <th style="text-align: center;">RNK</th> </tr> </thead> <tbody> <tr> <td>SCIENCE</td> <td style="text-align: center;">44.6</td> <td style="text-align: center;">89%</td> <td style="text-align: center;">1</td> </tr> <tr> <td>MATHEMATICS</td> <td style="text-align: center;">43.8</td> <td style="text-align: center;">88%</td> <td style="text-align: center;">2</td> </tr> <tr> <td>KISWAHILI</td> <td style="text-align: center;">43.5</td> <td style="text-align: center;">87%</td> <td style="text-align: center;">3</td> </tr> <tr> <td>ENGLISH</td> <td style="text-align: center;">36.1</td> <td style="text-align: center;">72%</td> <td style="text-align: center;">4</td> </tr> <tr> <td>SOCIAL STUDIES</td> <td style="text-align: center;">32.9</td> <td style="text-align: center;">66%</td> <td style="text-align: center;">5</td> </tr> </tbody> </table>				SUBJECT NAME	AVG	%	RNK	SCIENCE	44.6	89%	1	MATHEMATICS	43.8	88%	2	KISWAHILI	43.5	87%	3	ENGLISH	36.1	72%	4	SOCIAL STUDIES	32.9	66%	5																																													
SUBJECT NAME	AVG	%	RNK																																																																					
SCIENCE	44.6	89%	1																																																																					
MATHEMATICS	43.8	88%	2																																																																					
KISWAHILI	43.5	87%	3																																																																					
ENGLISH	36.1	72%	4																																																																					
SOCIAL STUDIES	32.9	66%	5																																																																					
<table border="1" style="width: 100%; border-collapse: collapse;"> <thead> <tr> <th style="text-align: left;">BOYS/GIRLS PASS RATE</th> <th style="text-align: center;">STD</th> <th style="text-align: center;">AVG</th> <th style="text-align: center;">%</th> </tr> </thead> <tbody> <tr> <td>BOYS</td> <td style="text-align: center;">3</td> <td style="text-align: center;">0.23</td> <td style="text-align: center;">23%</td> </tr> <tr> <td>GIRLS</td> <td style="text-align: center;">10</td> <td style="text-align: center;">0.77</td> <td style="text-align: center;">77%</td> </tr> </tbody> </table>				BOYS/GIRLS PASS RATE	STD	AVG	%	BOYS	3	0.23	23%	GIRLS	10	0.77	77%	<table border="1" style="width: 100%; border-collapse: collapse;"> <thead> <tr> <th colspan="2" style="text-align: left;">BOYS VS GIRLS PASSRATE (%)</th> </tr> </thead> <tbody> <tr> <td style="text-align: center;">  BOYS 23% </td> <td style="text-align: center;">  GIRLS 77% </td> </tr> </tbody> </table>			BOYS VS GIRLS PASSRATE (%)		 BOYS 23%	 GIRLS 77%																																																		
BOYS/GIRLS PASS RATE	STD	AVG	%																																																																					
BOYS	3	0.23	23%																																																																					
GIRLS	10	0.77	77%																																																																					
BOYS VS GIRLS PASSRATE (%)																																																																								
 BOYS 23%	 GIRLS 77%																																																																							
<table border="1" style="width: 100%; border-collapse: collapse;"> <thead> <tr> <th colspan="6" style="text-align: center;">GRADE ANALYSIS SUMMARY</th> </tr> <tr> <th style="text-align: left;">SUBJECT NAME/GRADE</th> <th style="text-align: center;">A</th> <th style="text-align: center;">B</th> <th style="text-align: center;">C</th> <th style="text-align: center;">D</th> <th style="text-align: center;">E</th> </tr> </thead> <tbody> <tr> <td>MATHEMATICS</td> <td style="text-align: center;">10</td> <td style="text-align: center;">3</td> <td style="text-align: center;">0</td> <td style="text-align: center;">0</td> <td style="text-align: center;">0</td> </tr> <tr> <td>KISWAHILI</td> <td style="text-align: center;">9</td> <td style="text-align: center;">4</td> <td style="text-align: center;">0</td> <td style="text-align: center;">0</td> <td style="text-align: center;">0</td> </tr> <tr> <td>ENGLISH</td> <td style="text-align: center;">3</td> <td style="text-align: center;">10</td> <td style="text-align: center;">0</td> <td style="text-align: center;">0</td> <td style="text-align: center;">0</td> </tr> <tr> <td>SCIENCE</td> <td style="text-align: center;">12</td> <td style="text-align: center;">1</td> <td style="text-align: center;">0</td> <td style="text-align: center;">0</td> <td style="text-align: center;">0</td> </tr> <tr> <td>SOCIAL STUDIES</td> <td style="text-align: center;">0</td> <td style="text-align: center;">10</td> <td style="text-align: center;">3</td> <td style="text-align: center;">0</td> <td style="text-align: center;">0</td> </tr> </tbody> </table>					GRADE ANALYSIS SUMMARY						SUBJECT NAME/GRADE	A	B	C	D	E	MATHEMATICS	10	3	0	0	0	KISWAHILI	9	4	0	0	0	ENGLISH	3	10	0	0	0	SCIENCE	12	1	0	0	0	SOCIAL STUDIES	0	10	3	0	0	<table border="1" style="width: 100%; border-collapse: collapse;"> <thead> <tr> <th colspan="3" style="text-align: left;">OVERALL PERFORMANCE ANALYSIS</th> </tr> </thead> <tbody> <tr> <td>REGISTERED</td> <td style="text-align: center;">13</td> <td style="text-align: center;">100%</td> </tr> <tr> <td>SEATED</td> <td style="text-align: center;">13</td> <td style="text-align: center;">100%</td> </tr> <tr> <td>ABSENTEES</td> <td style="text-align: center;">0</td> <td style="text-align: center;">0%</td> </tr> <tr> <td>PASSED</td> <td style="text-align: center;">13</td> <td style="text-align: center;">100%</td> </tr> <tr> <td>FAILED</td> <td style="text-align: center;">0</td> <td style="text-align: center;">0%</td> </tr> <tr> <td>SCHOOL POSITION</td> <td colspan="2" style="text-align: center;">16</td> </tr> <tr> <td>TOTAL SCHOOLS</td> <td colspan="2" style="text-align: center;">87</td> </tr> </tbody> </table>		OVERALL PERFORMANCE ANALYSIS			REGISTERED	13	100%	SEATED	13	100%	ABSENTEES	0	0%	PASSED	13	100%	FAILED	0	0%	SCHOOL POSITION	16		TOTAL SCHOOLS	87	
GRADE ANALYSIS SUMMARY																																																																								
SUBJECT NAME/GRADE	A	B	C	D	E																																																																			
MATHEMATICS	10	3	0	0	0																																																																			
KISWAHILI	9	4	0	0	0																																																																			
ENGLISH	3	10	0	0	0																																																																			
SCIENCE	12	1	0	0	0																																																																			
SOCIAL STUDIES	0	10	3	0	0																																																																			
OVERALL PERFORMANCE ANALYSIS																																																																								
REGISTERED	13	100%																																																																						
SEATED	13	100%																																																																						
ABSENTEES	0	0%																																																																						
PASSED	13	100%																																																																						
FAILED	0	0%																																																																						
SCHOOL POSITION	16																																																																							
TOTAL SCHOOLS	87																																																																							
<table border="1" style="width: 100%; border-collapse: collapse;"> <thead> <tr> <th style="text-align: left;">OVERALL GRADE ANALYSIS</th> <th style="text-align: center;">NO.</th> <th style="text-align: center;">SEATED</th> <th style="text-align: center;">%</th> </tr> </thead> <tbody> <tr> <td style="text-align: center;">A</td> <td style="text-align: center;">7</td> <td rowspan="3" style="text-align: center; vertical-align: middle;">13</td> <td style="text-align: center;">54%</td> </tr> <tr> <td style="text-align: center;">B</td> <td style="text-align: center;">6</td> <td style="text-align: center;">46%</td> </tr> <tr> <td style="text-align: center;">C</td> <td style="text-align: center;">0</td> <td style="text-align: center;">0%</td> </tr> <tr> <td style="text-align: center;">D</td> <td style="text-align: center;">0</td> <td rowspan="2" style="text-align: center; vertical-align: middle;">0</td> <td style="text-align: center;">0%</td> </tr> <tr> <td style="text-align: center;">E</td> <td style="text-align: center;">0</td> <td style="text-align: center;">0%</td> </tr> </tbody> </table>				OVERALL GRADE ANALYSIS	NO.	SEATED	%	A	7	13	54%	B	6	46%	C	0	0%	D	0	0	0%	E	0	0%																																																
OVERALL GRADE ANALYSIS	NO.	SEATED	%																																																																					
A	7	13	54%																																																																					
B	6		46%																																																																					
C	0		0%																																																																					
D	0	0	0%																																																																					
E	0		0%																																																																					

INDEX	NAME	SEX	MATHEMATICS		KISWAHILI		ENGLISH		SCIENCE		SOCIAL STUDIES		TOTAL	AVERAGE	OVR GRADE	SCH POSITION	OVERALL POSITION
1	JESCA COLOGWE ABEL	F	45	A	45	A	43	A	47	A	39	B	219	44	A	1	1020
2	SWAUMU ABUSHIRI KIDIRYA	F	48	A	48	A	38	B	48	A	36	B	218	44	A	2	1088.5
3	CARIS CALORY SAKAYA	F	44	A	44	A	42	A	47	A	39	B	216	43	A	3	1221
4	HENRY CHABULUMA GAMA	M	49	A	46	A	33	B	48	A	37	B	213	43	A	4	1426.5
5	STEPHANO SAID TWEVE	M	44	A	45	A	41	A	43	A	32	B	205	41	A	5	1973
6	BRIGHTNESS ERASMUS MTEI	F	46	A	40	B	34	B	48	A	36	B	204	41	A	6	2037
7	SALHA ABUSHIRI KIDIRYA	F	46	A	40	B	37	B	47	A	33	B	203	41	A	7	2104.5
8	TECLA EDWARD ALMAS	F	39	B	47	A	37	B	46	A	33	B	202	40	B	8	2176.5
9	ABDUL KHAMIS ABDALLAH	M	45	A	42	A	34	B	41	A	32	B	194	39	B	9	2672
10	ESTER WILLY JACKOB	F	43	A	45	A	32	B	42	A	31	B	193	39	B	10	2725
11	HAPPNESS BENEDICTOR MASAGA	F	44	A	40	B	33	B	43	A	29	C	189	38	B	11	2931.5
12	JACKLINE JOSEPH LYELA	F	39	B	44	A	32	B	43	A	25	C	183	37	B	12	3271
13	JACKLINE JERRY HARRY	F	38	B	40	B	33	B	37	B	26	C	174	35	B	13	3698.5