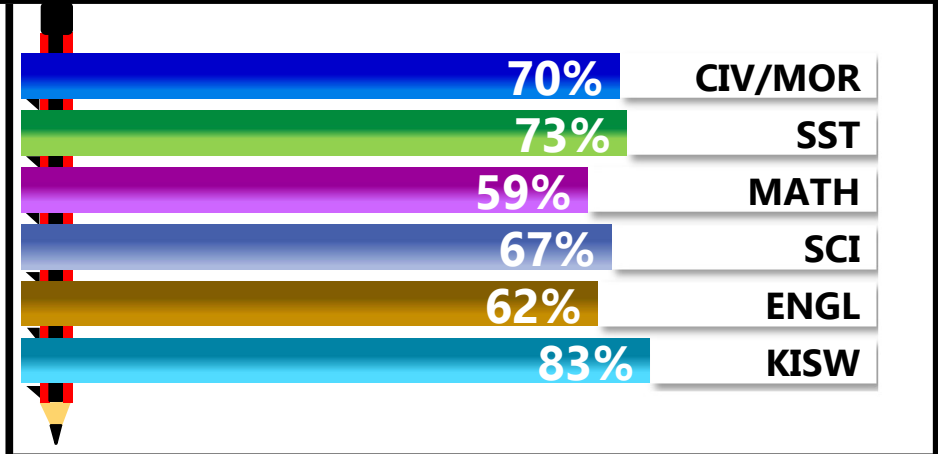






		<h1>ELIZABETH</h1>			
REGION: DAR ES SALAAM		SCHOOL AVERAGE	206.8	OVERALL GRADE	B
DISTRICT: KINONDONI				CATEGORY	ABOVE 40

SUBJECT PERFORMANCE ANALYSIS

SUBJECT NAME	AVG	%	RNK
KISWAHILI	41.7	83%	1
SOCIAL STUDIES	36.4	73%	2
CIVIC & MORAL	34.9	70%	3
SCIENCE	33.4	67%	4
ENGLISH	31.0	62%	5
MATHEMATICS	29.4	59%	6
BOYS/GIRLS PASS RATE	STD	AVG	%
BOYS	27	0.50	50%
GIRLS	27	0.50	50%



GRADE ANALYSIS SUMMARY					
SUBJECT NAME/GRADE	A	B	C	D	E
MATHEMATICS	8	16	16	12	0
KISWAHILI	38	12	1	1	0
ENGLISH	4	24	21	1	2
SCIENCE	8	29	12	2	1
SOCIAL STUDIES	21	21	6	3	1
CIVIC AND MORAL	12	24	13	1	1
OVERALL GRADE ANALYSIS	NO.	SEATED	%		
A	8	50	16%		
B	31		62%		
C	11		22%		
D	2	2	4%		
E	0		0%		

BOYS VS GIRLS PASSRATE (%)		
 50%	VS	 50%
 BOYS		 GIRLS
OVERALL PERFORMANCE ANALYSIS		
REGISTERED	54	100%
SEATED	52	96%
ABSENTEES	2	4%
PASSED	50	93%
FAILED	2	4%

INDEX	NAME	SEX	MATHEMATICS		KISWAHILI		ENGLISH		SCIENCE		SOCIAL STUDIES		CIVIC & MORAL		TOTAL	AVERAGE	OVERALL GRADE	SCH POSITION	OVERALL POSITION
1	EZEKIEL JAMES SWEKE	M	47	A	46	A	47	A	45	A	46	A	45	A	276	46	A	1	57.5
2	NURDIN KHAMIS	M	46	A	49	A	46	A	44	A	45	A	43	A	273	46	A	2	80.5
3	JESSE BONIFACE CHIJA	M	40	B	48	A	41	A	42	A	47	A	43	A	261	44	A	3.5	197
4	SSCOLASTICA MUTYAMA	F	45	A	49	A	39	B	40	B	43	A	45	A	261	44	A	3.5	197
5	CESILIA YOHANA	F	48	A	44	A	34	B	39	B	46	A	42	A	253	42	A	5	308
6	ALICE MSABAHA	F	32	B	47	A	42	A	42	A	47	A	41	A	251	42	A	6	339.5
7	JOSHUA MSAMI	M	38	B	47	A	40	B	38	B	44	A	41	A	248	41	A	7	390.5
8	BARAKA DAVID	M	40	B	46	A	35	B	42	A	40	B	44	A	247	41	A	8	405.5
9	NASRA OMARY BUI	F	31	B	46	A	40	B	40	B	44	A	41	A	242	40	B	9	500
10	DAVID ISSACK KIBONA	M	41	A	47	A	32	B	38	B	43	A	40	B	241	40	B	10	524
11	JUNIOUR TAMBWE KAPIZO	M	39	B	46	A	36	B	35	B	49	A	35	B	240	40	B	12	547
12	CATHERINE DICKSON KUSULILO	F	38	B	44	A	39	B	39	B	44	A	36	B	240	40	B	12	547
13	BRAYAN ADIMU	M	44	A	46	A	28	C	35	B	43	A	42	A	238	40	B	14	591.5
14	CHRISS BARAKA NJEMET	M	33	B	46	A	34	B	39	B	46	A	40	B	238	40	B	14	591.5
15	LEONIA TIMOTH FUNTO	F	34	B	46	A	33	B	39	B	38	B	45	A	235	39	B	15	656.5
16	ROMAN HAULE	M	39	B	44	A	35	B	34	B	46	A	34	B	232	39	B	16	729
17	JOSHUA KALENZO MTEMI	M	34	B	43	A	30	C	43	A	38	B	43	A	231	39	B	18	750
18	LIDYA TIMOTH FUNTO	F	35	B	45	A	40	B	34	B	37	B	40	B	231	39	B	18	750
19	JUDITH BILAS OISSO	F	36	B	46	A	35	B	31	B	42	A	40	B	230	38	B	19	770.5
20	NASRI HEMED	M	41	A	45	A	28	C	37	B	39	B	39	B	229	38	B	20	789
21	GLORY EMMANUEL MREMI	F	28	C	44	A	37	B	35	B	45	A	39	B	228	38	B	21	810
22	IBRAHIM AHMED CHILAMBO	M	41	A	39	B	28	C	37	B	42	A	40	B	227	38	B	22	830
23	ANITA MATATA SWAI	F	28	C	45	A	31	B	36	B	43	A	43	A	226	38	B	23	853.5

INDEX	NAME	SEX	MATHEMATICS		KISWAHILI		ENGLISH		SCIENCE		SOCIAL STUDIES		CIVIC & MORAL		TOTAL	AVERAGE	OVERALL GRADE	SCH POSITION	OVERALL POSITION
24	ARUNI MATATA SWAJI	M	24	C	44	A	30	C	42	A	43	A	39	B	222	37	B	24	941
25	SALMA MUSSA MWAMKOA	F	33	B	45	A	35	B	33	B	39	B	34	B	219	37	B	25	1025
26	MARLON MACKDONALD MAGOH	M	27	C	42	A	34	B	38	B	40	B	36	B	217	36	B	26	1077.5
27	CRISENSIUS D. DEOGRATIUS	M	31	B	45	A	22	C	41	A	32	B	39	B	210	35	B	27	1229.5
28	ERICK MACHA	M	37	B	43	A	30	C	32	B	36	B	30	C	208	35	B	28	1269
29	ABUBAKARI JUMANNE	M	24	C	45	A	32	B	33	B	38	B	33	B	205	34	B	29	1334
30	EVANCE HILARY MALISA	M	25	C	43	A	29	C	33	B	38	B	35	B	203	34	B	30	1376.5
31	DINUFRANCESCA KIRIGINI	F	30	C	40	B	25	C	28	C	37	B	40	B	200	33	B	31	1436.5
32	GLORY ALEX TWALIBU	F	19	D	43	A	35	B	30	C	41	A	31	B	199	33	B	32	1460.5
33	HAWA HARBU RASHID	F	21	C	42	A	27	C	34	B	39	B	34	B	197	33	B	33	1506.5
34	RAHIMA HASSAN ABDALLAH	F	15	D	43	A	32	B	24	C	42	A	38	B	194	32	B	34	1569
35	DOREEN OZIBERT ELIEZA	F	23	C	35	B	37	B	28	C	32	B	37	B	192	32	B	35	1614.5
36	JOAN TUMSIFU	F	20	D	37	B	33	B	39	B	32	B	30	C	191	32	B	36	1638
37	MARIAM RIZIKI MOHAMED	F	19	D	41	A	30	C	37	B	32	B	29	C	188	31	B	37	1686
38	IRENE CHARLES SABOYA	F	21	C	42	A	28	C	35	B	32	B	29	C	187	31	B	38	1704
39	EUNICELINA WISTON YEHU	F	22	C	39	B	28	C	28	C	34	B	34	B	185	31	B	39	1743.5
40	BARAKA GEORFEY UMBURI	M	25	C	33	B	24	C	34	B	31	B	33	B	180	30	C	40	1826
41	BERTHA RESPICTUS	F	30	C	44	A	25	C	25	C	28	C	27	C	179	30	C	41	1845
42	NELSSON DEOGRATIUS	M	18	D	40	B	31	B	28	C	29	C	32	B	178	30	C	42	1865
43	AGRIPINA KANUT	F	25	C	41	A	33	B	27	C	24	C	27	C	177	30	C	43	1885
44	ERICA NICKSON KITILYA	F	19	D	43	A	30	C	24	C	31	B	28	C	175	29	C	44	1921.5
45	FEISAL IDDYGANEGE	M	17	D	35	B	21	C	32	B	30	C	27	C	162	27	C	46	2098.5

INDEX	NAME	SEX	MATHEMATICS		KISWAHILI		ENGLISH		SCIENCE		SOCIAL STUDIES		CIVIC & MORAL		TOTAL	AVERAGE	OVERALL GRADE	SCH POSITION	OVERALL POSITION
46	JOSHUA JUMANNE	M	21	C	21	C	23	C	37	B	32	B	28	C	162	27	C	46	2098.5
47	AGRIPINA EVARISTO KOMBI	F	25	C	40	B	25	C	24	C	23	C	24	C	161	27	C	47	2112
48	SHALON PETER	M	19	D	35	B	24	C	21	C	30	C	27	C	156	26	C	48	2187
49	CALORINE GERALD MWABAMBA	F	16	D	42	A	19	D	19	D	17	D	29	C	142	24	C	49	2359.5
50	DERICK ANTHONY KASSEYA	M	18	D	32	B	23	C	24	C	13	D	23	C	133	22	C	50	2438
51	ASNATH IBRAHIM	F	12	D	34	B	6	E	8	E	9	E	9	E	78	13	D	51	2604
52	GLORIA EVODI NGOWI	F	15	D	13	D	10	E	14	D	13	D	11	D	76	13	D	52	2606.5
53	CHRISTIAN CHRISPIN	M																	
54	KINGSTONE PATRICK	M																	