






		<h1>EPIPHANY</h1>																																																																																													
REGION: DAR ES SALAAM DISTRICT: TEMEKE		SCHOOL AVERAGE		151.0																																																																																											
				BAND																																																																																											
				5																																																																																											
				CATEGORY																																																																																											
				ABOVE 40																																																																																											
SUBJECT PERFORMANCE ANALYSIS																																																																																															
<table border="1"> <thead> <tr> <th>SUBJECT NAME</th> <th>AVG</th> <th>%</th> <th>RNK</th> </tr> </thead> <tbody> <tr><td>KISWAHILI</td><td>40.5</td><td>81%</td><td>1</td></tr> <tr><td>CIVIC & MORAL</td><td>25.6</td><td>51%</td><td>2</td></tr> <tr><td>ENGLISH</td><td>23.7</td><td>47%</td><td>3</td></tr> <tr><td>MATHEMATICS</td><td>22.5</td><td>45%</td><td>4</td></tr> <tr><td>SCIENCE</td><td>19.8</td><td>40%</td><td>5</td></tr> <tr><td>SOCIAL STUDIES</td><td>19.0</td><td>38%</td><td>6</td></tr> <tr> <th>BOYS/GIRLS PASS RATE</th> <th>STD</th> <th>AVG</th> <th>%</th> </tr> <tr><td>BOYS</td><td>30</td><td>50%</td><td>50%</td></tr> <tr><td>GIRLS</td><td>30</td><td>50%</td><td>50%</td></tr> </tbody> </table>		SUBJECT NAME	AVG	%	RNK	KISWAHILI	40.5	81%	1	CIVIC & MORAL	25.6	51%	2	ENGLISH	23.7	47%	3	MATHEMATICS	22.5	45%	4	SCIENCE	19.8	40%	5	SOCIAL STUDIES	19.0	38%	6	BOYS/GIRLS PASS RATE	STD	AVG	%	BOYS	30	50%	50%	GIRLS	30	50%	50%																																																						
SUBJECT NAME	AVG	%	RNK																																																																																												
KISWAHILI	40.5	81%	1																																																																																												
CIVIC & MORAL	25.6	51%	2																																																																																												
ENGLISH	23.7	47%	3																																																																																												
MATHEMATICS	22.5	45%	4																																																																																												
SCIENCE	19.8	40%	5																																																																																												
SOCIAL STUDIES	19.0	38%	6																																																																																												
BOYS/GIRLS PASS RATE	STD	AVG	%																																																																																												
BOYS	30	50%	50%																																																																																												
GIRLS	30	50%	50%																																																																																												
<table border="1"> <thead> <tr> <th colspan="6">GRADE ANALYSIS SUMMARY</th> </tr> <tr> <th>SUBJECT NAME/GRADE</th> <th>A</th> <th>B</th> <th>C</th> <th>D</th> <th>E</th> </tr> </thead> <tbody> <tr><td>MATHEMATICS</td><td>1</td><td>8</td><td>22</td><td>26</td><td>3</td></tr> <tr><td>KISWAHILI</td><td>33</td><td>25</td><td>2</td><td>0</td><td>0</td></tr> <tr><td>ENGLISH</td><td>1</td><td>13</td><td>21</td><td>23</td><td>2</td></tr> <tr><td>SCIENCE</td><td>0</td><td>7</td><td>19</td><td>0</td><td>12</td></tr> <tr><td>SOCIAL STUDIES</td><td>0</td><td>5</td><td>21</td><td>24</td><td>10</td></tr> <tr><td>CIVIC AND MORAL</td><td>2</td><td>13</td><td>26</td><td>17</td><td>1</td></tr> <tr> <th>OVERALL GRADE ANALYSIS</th> <th>NO.</th> <th>SEATED</th> <th colspan="3">%</th> </tr> <tr> <td>A</td> <td>0</td> <td rowspan="3">46</td> <td colspan="3">0%</td> </tr> <tr> <td>B</td> <td>11</td> <td colspan="3">24%</td> </tr> <tr> <td>C</td> <td>35</td> <td colspan="3">76%</td> </tr> <tr> <td>D</td> <td>14</td> <td rowspan="2">14</td> <td colspan="3">30%</td> </tr> <tr> <td>E</td> <td>0</td> <td colspan="3">0%</td> </tr> </tbody> </table>			GRADE ANALYSIS SUMMARY						SUBJECT NAME/GRADE	A	B	C	D	E	MATHEMATICS	1	8	22	26	3	KISWAHILI	33	25	2	0	0	ENGLISH	1	13	21	23	2	SCIENCE	0	7	19	0	12	SOCIAL STUDIES	0	5	21	24	10	CIVIC AND MORAL	2	13	26	17	1	OVERALL GRADE ANALYSIS	NO.	SEATED	%			A	0	46	0%			B	11	24%			C	35	76%			D	14	14	30%			E	0	0%			<table border="1"> <thead> <tr> <th colspan="3">BOY'S VS GIRLS' PASSRATE (%)</th> </tr> </thead> <tbody> <tr> <td style="text-align: center;"> BOYS  </td> <td style="text-align: center;"> 50% </td> <td style="text-align: center;"> GIRLS  </td> </tr> <tr> <td></td> <td style="text-align: center;"> 50% </td> <td></td> </tr> </tbody> </table>			BOY'S VS GIRLS' PASSRATE (%)			BOYS 	50%	GIRLS 		50%	
GRADE ANALYSIS SUMMARY																																																																																															
SUBJECT NAME/GRADE	A	B	C	D	E																																																																																										
MATHEMATICS	1	8	22	26	3																																																																																										
KISWAHILI	33	25	2	0	0																																																																																										
ENGLISH	1	13	21	23	2																																																																																										
SCIENCE	0	7	19	0	12																																																																																										
SOCIAL STUDIES	0	5	21	24	10																																																																																										
CIVIC AND MORAL	2	13	26	17	1																																																																																										
OVERALL GRADE ANALYSIS	NO.	SEATED	%																																																																																												
A	0	46	0%																																																																																												
B	11		24%																																																																																												
C	35		76%																																																																																												
D	14	14	30%																																																																																												
E	0		0%																																																																																												
BOY'S VS GIRLS' PASSRATE (%)																																																																																															
BOYS 	50%	GIRLS 																																																																																													
	50%																																																																																														
<table border="1"> <thead> <tr> <th colspan="3">OVERALL PERFORMANCE ANALYSIS</th> </tr> </thead> <tbody> <tr> <td>REGISTERED</td> <td>60</td> <td>100%</td> </tr> <tr> <td>SEATED</td> <td>60</td> <td>100%</td> </tr> <tr> <td>ABSENTEES</td> <td>0</td> <td>0%</td> </tr> <tr> <td>PASSED</td> <td>46</td> <td>77%</td> </tr> <tr> <td>FAILED</td> <td>14</td> <td>23%</td> </tr> <tr> <td>SCHOOL POSITION</td> <td colspan="2" style="text-align: center;">71</td> </tr> <tr> <td>TOTAL SCHOOLS</td> <td colspan="2" style="text-align: center;">74</td> </tr> </tbody> </table>						OVERALL PERFORMANCE ANALYSIS			REGISTERED	60	100%	SEATED	60	100%	ABSENTEES	0	0%	PASSED	46	77%	FAILED	14	23%	SCHOOL POSITION	71		TOTAL SCHOOLS	74																																																																			
OVERALL PERFORMANCE ANALYSIS																																																																																															
REGISTERED	60	100%																																																																																													
SEATED	60	100%																																																																																													
ABSENTEES	0	0%																																																																																													
PASSED	46	77%																																																																																													
FAILED	14	23%																																																																																													
SCHOOL POSITION	71																																																																																														
TOTAL SCHOOLS	74																																																																																														

INDEX	NAME	SEX	MATHEMATICS		KISWAHILI		ENGLISH		SCIENCE		SOCIAL STUDIES		CIVIC & MORAL		TOTAL	AVERAGE	OVR GRADE	SCH POSITION	OVERALL POSITION
1	NASRI SHABAN RUNYARIRE	M	36	B	48	A	39	B	32	B	36	B	42	A	233	39	B	1	3106
2	MZURI SHABANI MKALA	F	42	A	42	A	34	B	38	B	30	C	42	A	228	38	B	2	3438
3	BENEDICTO SIMON LUZELELA	M	36	B	41	A	33	B	30	C	36	B	44	A	220	37	B	3	3929.5
4	IBRAHIM MWINYI AMRI	M	34	B	47	A	35	B	38	B	28	C	36	B	218	36	B	4	4060
5	FAIZA KARIM MAKALANGA	F	36	B	44	A	30	C	34	B	34	B	32	B	210	35	B	6	4523.5
6	XAVERY GODFREY KILOLO	M	32	B	46	A	36	B	28	C	32	B	36	B	210	35	B	6	4523.5
7	SABRINA BAKARI MASOUD	F	28	C	48	A	31	B	36	B	27	C	36	B	206	34	B	7	4727.5
8	RITA GENES MKULAS	F	26	C	50	A	37	B	36	B	33	B	23	C	205	34	B	8	4784
9	ANGEL NESTO ANTHONY	F	26	C	42	A	34	B	36	B	28	C	32	B	198	33	B	9	5139
10	GLADNESS JOEL MWANGWA	F	36	B	38	B	41	A	24	C	24	C	32	B	195	33	B	10	5279.5
11	HAJRA MSHAM LIKWENA	F	32	B	42	A	33	B	27	C	21	C	28	C	183	31	B	11	5808
12	SHABAN ISIHAKA MOHAMED	M	20	D	48	A	29	C	26	C	28	C	30	C	181	30	C	12	5893.5
13	HAMADI HAJI HAMADI	M	28	C	42	A	31	B	16	D	30	C	31	B	178	30	C	13	6008.5
14	ASHRAF HASSAN MPAKA	M	22	C	42	A	30	C	24	C	22	C	37	B	177	30	C	15	6046.5
15	KHADIJA MWINYI JUMA	F	30	C	42	A	24	C	18	D	29	C	34	B	177	30	C	15	6046.5
16	ASHRAFU ABDALLAH IDDI	M	24	C	46	A	26	C	26	C	23	C	29	C	174	29	C	16	6159
17	FAITH JOHN NG'INGO	F	28	C	42	A	28	C	16	D	23	C	36	B	173	29	C	18	6195
18	LUSAYO ENEA KYANDO	M	22	C	38	B	33	B	28	C	25	C	27	C	173	29	C	18	6195
19	PRAISE AMEDEUS SIRIWA	M	24	C	43	A	31	B	22	C	22	C	30	C	172	29	C	19	6231.5
20	MANENO AMINI LUNDILO	F	28	C	42	A	34	B	22	C	17	D	26	C	169	28	C	20	6338
21	MOHAMED HASSANI KIBWANA	M	18	D	45	A	29	C	24	C	24	C	28	C	168	28	C	21	6375
22	ALLY SENGA IDDY	M	20	D	47	A	24	C	23	C	18	D	31	B	163	27	C	23	6519.5

INDEX	NAME	SEX	MATHEMATICS		KISWAHILI		ENGLISH		SCIENCE		SOCIAL STUDIES		CIVIC & MORAL		TOTAL	AVERAGE	OVR GRADE	SCH POSITION	OVERALL POSITION
23	LANICE MUSA ROGERS	F	26	C	48	A	17	D	20	D	26	C	26	C	163	27	C	23	6519.5
24	ISMAIL IDD MBULO	M	32	B	43	A	16	D	22	C	23	C	24	C	160	27	C	24	6623
25	ANDERSON FESTON MWEMUTSI	M	28	C	36	B	20	D	20	D	18	D	36	B	158	26	C	25	6681
26	TIMOTHEO MICHAEL MASUNGA	M	18	D	36	B	29	C	25	C	18	D	31	B	157	26	C	26	6704.5
27	NASRI ADAM MUHUNZI	M	24	C	49	A	23	C	22	C	15	D	20	D	153	26	C	27	6831
28	RAHMA HASSAN ZUBERI	F	24	C	46	A	21	C	14	D	23	C	23	C	151	25	C	29	6883
29	RAHMA SALUM ABDALLAH	F	30	C	40	B	26	C	14	D	24	C	17	D	151	25	C	29	6883
30	ALBERT DAVID MNYENYE	M	22	C	42	A	26	C	14	D	15	D	30	C	149	25	C	31	6932
31	NASRIN MZEE ABUBAKARI	F	22	C	43	A	27	C	12	D	21	C	24	C	149	25	C	31	6932
32	HELMAN JOSEPH WALIOBA	M	20	D	34	B	22	C	18	D	30	C	24	C	148	25	C	32	6953.5
33	KASMA SELEMANI VARISANGA	F	18	D	36	B	29	C	22	C	15	D	25	C	145	24	C	33	7026.5
34	SHADYA ALLY MOHAMED	F	16	D	38	B	25	C	20	D	16	D	28	C	143	24	C	34	7068.5
35	BANEZIRY OMARI MAUNGA	M	14	D	44	A	20	D	16	D	18	D	29	C	141	24	C	35	7112.5
36	ELVILA LAURIAN IGABULA	F	22	C	38	B	12	D	22	C	17	D	24	C	135	23	C	37	7233
37	MIRIAM GODFEY BUNDARA	F	26	C	42	A	19	D	16	D	12	D	20	D	135	23	C	37	7233
38	VIVIAN ALLY MSANGI	F	14	D	48	A	20	D	8	E	16	D	26	C	132	22	C	38	7297
39	SHYMAH HUMUD SAID	F	24	C	46	A	18	D	12	D	16	D	12	D	128	21	C	39	7364.5
40	SUZANA DEOGRATIAS MTALEMWA	F	16	D	44	A	25	C	18	D	8	E	16	D	127	21	C	40	7382.5
41	NOMAL ISACK MAKOME	F	18	D	36	B	19	D	20	D	11	D	22	C	126	21	C	42	7401.5
42	YUSRA MOHAMED MACHALILA	F	18	D	42	A	19	D	16	D	15	D	16	D	126	21	C	42	7401.5
43	IBRAHIMU MUSSA SALUM	M	18	D	37	B	22	C	24	C	8	E	16	D	125	21	C	44	7416
44	ISSA MARIN JOHN	M	20	D	32	B	20	D	18	D	14	D	21	C	125	21	C	44	7416

INDEX	NAME	SEX	MATHEMATICS		KISWAHILI		ENGLISH		SCIENCE		SOCIAL STUDIES		CIVIC & MORAL		TOTAL	AVERAGE	OVR GRADE	SCH POSITION	OVERALL POSITION
45	ABDULRAHIM MOHAMED ABDALL	M	12	D	36	B	25	C	10	E	15	D	26	C	124	21	C	45	7432.5
46	IRENE JACKSON KALEMEA	F	18	D	44	A	11	D	18	D	8	E	24	C	123	21	C	46	7448.5
47	BRYTON ROCKI FLAVIAN	M	14	D	34	B	21	C	10	E	12	D	28	C	119	20	D	48	7500
48	MARTHA HILARY MPANGALA	F	16	D	30	C	17	D	20	D	14	D	22	C	119	20	D	48	7500
49	LUQMAN RAJABU NASSORO	M	20	D	38	B	20	D	14	D	9	E	16	D	117	20	D	49	7512
50	VERONICA PATRICK MARKO	F	16	D	39	B	17	D	10	E	19	D	14	D	115	19	D	50	7541.5
51	MARTHA BERNARD MAPUNDA	F	10	E	34	B	16	D	15	D	18	D	19	D	112	19	D	52	7571
52	SOFIA AHMADI OMARI	F	16	D	36	B	17	D	22	C	6	E	15	D	112	19	D	52	7571
53	YUSUPH SIMON NDEGE	M	20	D	40	B	13	D	10	E	12	D	17	D	112	19	D	52	7571
54	ASHRAF HASSAN KHAMIS	M	18	D	34	B	12	D	8	E	11	D	18	D	101	17	D	54	7660.5
55	ANWARY ABDULATIF MAPONDELA	M	18	D	40	B	9	E	8	E	12	D	13	D	100	17	D	55	7669
56	NANCY GODFREY LWIZA	F	8	E	37	B	15	D	10	E	10	E	18	D	98	16	D	56	7680.5
57	ALSADAT ADAM AMANZI	M	16	D	37	B	7	E	10	E	6	E	20	D	96	16	D	57	7696
58	CLENZENSIA TOMSON THOMAS	F	18	D	31	B	12	D	8	E	9	E	16	D	94	16	D	58	7706.5
59	ABDULRAZACK FERUZI KISABI	M	8	E	22	C	16	D	10	E	4	E	29	C	89	15	D	60	7734
60	POPP MOSES NGUNG'UNDA	M	22	C	31	B	14	D	8	E	4	E	10	E	89	15	D	60	7734