
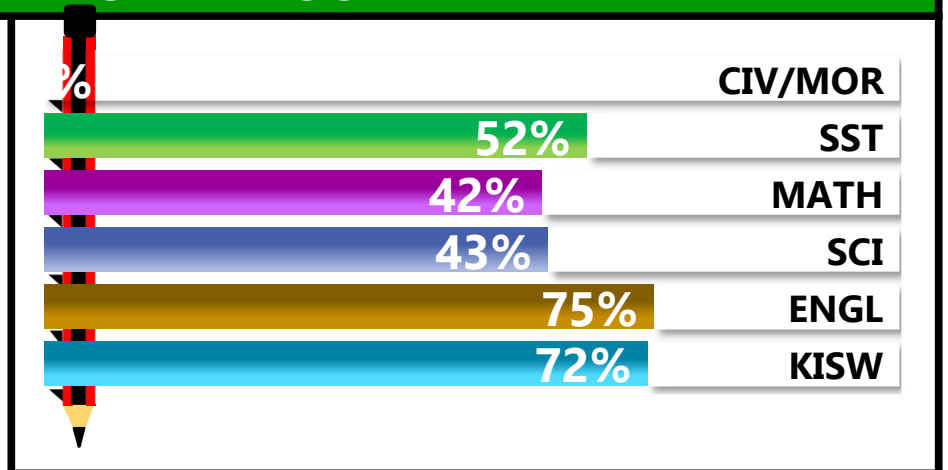


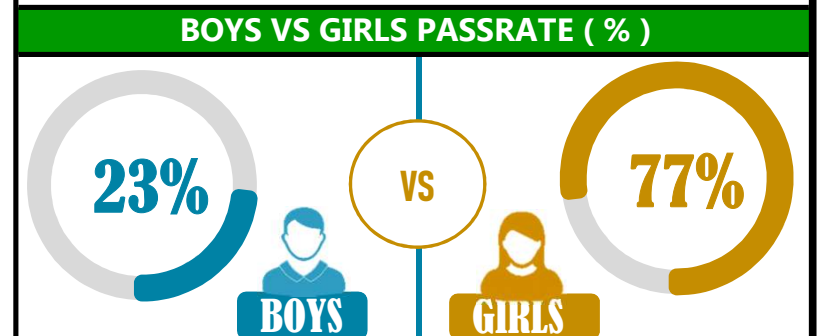
		<h1>EKARUWA</h1>			
REGION: DAR ES SALAAM		SCHOOL AVERAGE	174.3	OVERALL GRADE	C
DISTRICT: UBUNGO				CATEGORY	BELOW 40

SUBJECT PERFORMANCE ANALYSIS

SUBJECT NAME	AVG	%	RNK
ENGLISH	37.3	75%	1
KISWAHILI	35.8	72%	2
CIVIC & MORAL	32.8	66%	3
SOCIAL STUDIES	26.0	52%	4
SCIENCE	21.5	43%	5
MATHEMATICS	20.8	42%	6
BOYS/GIRLS PASS RATE	STD	AVG	%
BOYS	3	0.23	23%
GIRLS	9	0.77	77%



GRADE ANALYSIS SUMMARY					
SUBJECT NAME/GRADE	A	B	C	D	E
MATHEMATICS	0	2	4	4	2
KISWAHILI	1	9	2	0	0
ENGLISH	5	5	2	0	0
SCIENCE	0	1	6	0	0
SOCIAL STUDIES	0	5	4	3	0
CIVIC AND MORAL	1	5	4	1	0
OVERALL GRADE ANALYSIS	NO.	SEATED	%		
A	0	11	0%		
B	5		45%		
C	6		55%		
D	1	1	9%		
E	0		0%		



OVERALL PERFORMANCE ANALYSIS		
REGISTERED	12	100%
SEATED	12	100%
ABSENTEES	0	0%
PASSED	11	92%
FAILED	1	8%

INDEX	NAME	SEX	MATHEMATICS		KISWAHILI		ENGLISH		SCIENCE		SOCIAL STUDIES		CIVIC & MORAL		TOTAL	AVERAGE	OVERALL GRADE	SCH POSITION	OVERALL POSITION
1	RAMILE ELIYA EDWARD	F	31	B	40	B	43	A	33	B	38	B	44	A	229	38	B	1	2836
2	LAURIAN MAXMILIAN MTOLEA	F	28	C	42	A	45	A	29	C	37	B	44	A	225	38	B	2	3121
3	MOSHI SUDI MOHAMED	F	39	B	40	B	47	A	26	C	33	B	36	B	221	37	B	3	3371.5
4	VIVIAN AUGUSTINO SHAYO	F	28	C	39	B	45	A	24	C	29	C	35	B	200	33	B	4	4674.5
5	SHADYA SWEDI SAIDI	F	15	D	39	B	45	A	24	C	22	C	38	B	183	31	B	5	5372.5
6	AMIRI MNAWARU ABDU	M	18	D	32	B	33	B	22	C	32	B	37	B	174	29	C	6	5665.5
7	CATHERINE RICHARD MZIRAY	F	23	C	38	B	34	B	19	D	18	D	29	C	161	27	C	7	5983
8	IAN JOHN MAPUNDA	M	10	E	29	C	35	B	21	C	32	B	27	C	154	26	C	8.5	6116.5
9	JOSHUA STEVEN TEMBA	M	14	D	33	B	38	B	17	D	21	C	31	B	154	26	C	8.5	6116.5
10	THERESIA CELESTINE MAZINGO	F	14	D	40	B	31	B	18	D	18	D	29	C	150	25	C	10	6182
11	VANESSA LEWIS MSIMBE	F	21	C	33	B	29	C	14	D	21	C	26	C	144	24	C	11	6267
12	SOPHIA KUSIPA MANYONGA	F	9	E	25	C	22	C	11	D	11	D	18	D	96	16	D	12	6609.5