
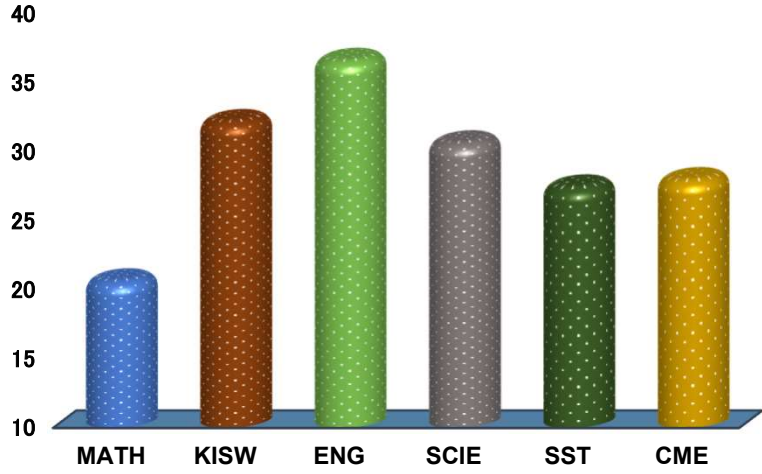
	<h1 style="margin:0;">FREEDOM</h1>	
REGION: MWANZA	SCHOOL AVERAGE: 29.1	DISTRICT: MWANZA
SUBJECT AND GRADE PERFORMANCE ANALYSIS		

SUBJECT RANKING			
ENGLISH	36.5	73%	1
KISWAHILI	32.1	64%	2
SCIENCE	30.5	61%	3
CIVIC AND MORAL EDUCATION	27.9	56%	4
SOCIAL STUDIES	27.4	55%	5
MATHEMATICS	20.6	41%	6



SUBJECT GRADE ANALYSIS					
SUBJECT/GRADE	A	B	C	D	F
MATHEMATICS	0	2	4	11	0
KISWAHILI	1	10	6	0	0
ENGLISH	6	9	0	2	0
SCIENCE	0	10	6	1	0
SOCIAL STUDIES	0	5	10	2	0
CIVIC AND MORAL	0	5	10	2	0

OVERALL GRADE ANALYSIS			
A	0	17	0%
B	6		7%
C	9		11%
D	2		2%
F	0		0%

CHART SUBJECT ANALYSIS



BOYS VS GIRLS PERFORMANCE

	SAT		SAT	TOTAL
	6		11	17
30%		29%		

SEATED	17	100%
ABSENTEES	0	0%
PASSED	15	88%
FAILED	2	12%

NO	NAME	SEX	MATH		KISW		ENG		SCI		SST		CME		TOTAL	AVG	GRADE	POS
1	JACKLINE LUCAS MWITA	F	36	B	42	A	47	A	37	B	35	B	40	B	237	39.5	B	1
2	MSOKE ELIAS MSOKE	M	37	B	35	B	44	A	35	B	34	B	38	B	223	37.2	B	2
3	NEEMA VALENTINE PHILEMON	F	22	C	40	B	48	A	32	B	36	B	39	B	217	36.2	B	3
4	GRORY JUMA	F	20	D	33	B	45	A	36	B	34	B	31	B	199	33.2	B	4
5	HELLEN GODFREY NYAMBANGA	F	27	C	36	B	40	B	35	B	27	C	30	C	195	32.5	B	5
6	JUSTINE KISIRI MUHERERE	M	25	C	35	B	39	B	30	C	31	B	26	C	186	31.0	B	6
7	ENOCK GERADLD DISHON	M	19	D	36	B	36	B	32	B	26	C	30	C	179	29.8	C	7.5
8	HAPPINESS G. ALEONASAA	F	17	D	32	B	35	B	36	B	27	C	32	B	179	29.8	C	7.5
9	LAURENCIA ROBERT MALIMI	F	18	D	32	B	42	A	33	B	23	C	28	C	176	29.3	C	9
10	JOSEPH JUSTINE KAIYA	M	22	C	29	C	44	A	26	C	24	C	27	C	172	28.7	C	10
11	AMINURU JUMA MATOGORO	F	19	D	32	B	31	B	35	B	30	C	24	C	171	28.5	C	11
12	GOODLUCK JOSEPHAT	M	20	D	29	C	37	B	23	C	28	C	24	C	161	26.8	C	12
13	BENADETHA LADISLAUS MAHENDEKA	F	13	D	29	C	33	B	34	B	24	C	23	C	156	26.0	C	13.5
14	JOYCE MARWA KERATO	F	13	D	34	B	34	B	26	C	20	D	29	C	156	26.0	C	13.5
15	WILLIAM PEREILA	M	17	D	27	C	35	B	20	D	22	C	22	C	143	23.8	C	15
16	NAOMI JUMA DENGE	F	11	D	23	C	13	D	26	C	27	C	18	D	118	19.7	D	16
17	GLORIA OSCAR	F	14	D	21	C	17	D	23	C	17	D	13	D	105	17.5	D	17