
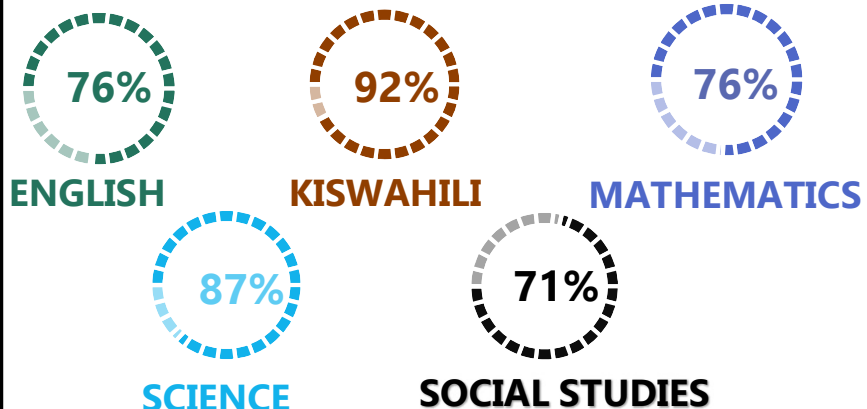






	<h1>GAHIMA</h1>																																																																																											
<b>REGION: KIGOMA</b>	<b>SCHOOL AVERAGE: 201.1</b>	<b>BAND 3</b>																																																																																										
<b>DISTRICT: KASULU</b>		<b>CATEGORY ABOVE 40</b>																																																																																										
<b>SUBJECT PERFORMANCE ANALYSIS</b>																																																																																												
<table border="1" style="width:100%; border-collapse: collapse;"> <thead> <tr> <th>SUBJECT NAME</th> <th>AVG</th> <th>%</th> <th>RNK</th> </tr> </thead> <tbody> <tr><td>KISWAHILI</td><td>46.1</td><td>92%</td><td>1</td></tr> <tr><td>SCIENCE</td><td>43.4</td><td>87%</td><td>2</td></tr> <tr><td>ENGLISH</td><td>38.2</td><td>76%</td><td>3</td></tr> <tr><td>MATHEMATICS</td><td>37.9</td><td>76%</td><td>4</td></tr> <tr><td>SOCIAL STUDIES</td><td>35.6</td><td>71%</td><td>5</td></tr> </tbody> </table> <table border="1" style="width:100%; border-collapse: collapse;"> <thead> <tr> <th>BOYS/GIRLS PASS RATE</th> <th>STD</th> <th>AVG</th> <th>%</th> </tr> </thead> <tbody> <tr><td>BOYS</td><td>42</td><td>0.57</td><td>57%</td></tr> <tr><td>GIRLS</td><td>31</td><td>0.43</td><td>43%</td></tr> </tbody> </table>	SUBJECT NAME	AVG	%	RNK	KISWAHILI	46.1	92%	1	SCIENCE	43.4	87%	2	ENGLISH	38.2	76%	3	MATHEMATICS	37.9	76%	4	SOCIAL STUDIES	35.6	71%	5	BOYS/GIRLS PASS RATE	STD	AVG	%	BOYS	42	0.57	57%	GIRLS	31	0.43	43%																																																								
SUBJECT NAME	AVG	%	RNK																																																																																									
KISWAHILI	46.1	92%	1																																																																																									
SCIENCE	43.4	87%	2																																																																																									
ENGLISH	38.2	76%	3																																																																																									
MATHEMATICS	37.9	76%	4																																																																																									
SOCIAL STUDIES	35.6	71%	5																																																																																									
BOYS/GIRLS PASS RATE	STD	AVG	%																																																																																									
BOYS	42	0.57	57%																																																																																									
GIRLS	31	0.43	43%																																																																																									
<table border="1" style="width:100%; border-collapse: collapse;"> <thead> <tr> <th colspan="6">GRADE ANALYSIS SUMMARY</th> </tr> <tr> <th>SUBJECT NAME/GRADE</th> <th>A</th> <th>B</th> <th>C</th> <th>D</th> <th>E</th> </tr> </thead> <tbody> <tr><td>MATHEMATICS</td><td>28</td><td>39</td><td>6</td><td>0</td><td>0</td></tr> <tr><td>KISWAHILI</td><td>70</td><td>3</td><td>0</td><td>0</td><td>0</td></tr> <tr><td>ENGLISH</td><td>22</td><td>47</td><td>4</td><td>0</td><td>0</td></tr> <tr><td>SCIENCE</td><td>58</td><td>14</td><td>1</td><td>0</td><td>0</td></tr> <tr><td>SOCIAL STUDIES</td><td>7</td><td>62</td><td>1</td><td>0</td><td>3</td></tr> </tbody> </table> <table border="1" style="width:100%; border-collapse: collapse;"> <thead> <tr> <th>OVERALL GRADE ANALYSIS</th> <th>NO.</th> <th>SEATED</th> <th>%</th> </tr> </thead> <tbody> <tr><td>41- 45</td><td>44</td><td rowspan="3" style="text-align: center;">73</td><td>60%</td></tr> <tr><td>30.5 - 40</td><td>28</td><td>38%</td></tr> <tr><td>20.5 - 30</td><td>1</td><td>1%</td></tr> <tr><td>10.5 - 20</td><td>0</td><td rowspan="2" style="text-align: center;">0</td><td>0%</td></tr> <tr><td>0- 10</td><td>0</td><td>0%</td></tr> </tbody> </table>	GRADE ANALYSIS SUMMARY						SUBJECT NAME/GRADE	A	B	C	D	E	MATHEMATICS	28	39	6	0	0	KISWAHILI	70	3	0	0	0	ENGLISH	22	47	4	0	0	SCIENCE	58	14	1	0	0	SOCIAL STUDIES	7	62	1	0	3	OVERALL GRADE ANALYSIS	NO.	SEATED	%	41- 45	44	73	60%	30.5 - 40	28	38%	20.5 - 30	1	1%	10.5 - 20	0	0	0%	0- 10	0	0%	<table border="1" style="width:100%; border-collapse: collapse;"> <thead> <tr> <th colspan="2">BOYS VS GIRLS PASSRATE (%)</th> </tr> </thead> <tbody> <tr> <td style="text-align: center;"> <b>57%</b></td> <td style="text-align: center;"> <b>43%</b></td> </tr> </tbody> </table> <table border="1" style="width:100%; border-collapse: collapse;"> <thead> <tr> <th colspan="3">OVERALL PERFORMANCE ANALYSIS</th> </tr> </thead> <tbody> <tr><td>REGISTERED</td><td>73</td><td>100%</td></tr> <tr><td>SEATED</td><td>73</td><td>100%</td></tr> <tr><td>ABSENTEES</td><td>0</td><td>0%</td></tr> <tr><td>PASSED</td><td>73</td><td>100%</td></tr> <tr><td>FAILED</td><td>0</td><td>0%</td></tr> <tr><td>SCHOOL POSITION</td><td colspan="2" style="text-align: center;">16</td></tr> <tr><td>TOTAL SCHOOLS</td><td colspan="2" style="text-align: center;">52</td></tr> </tbody> </table>	BOYS VS GIRLS PASSRATE (%)		 <b>57%</b>	 <b>43%</b>	OVERALL PERFORMANCE ANALYSIS			REGISTERED	73	100%	SEATED	73	100%	ABSENTEES	0	0%	PASSED	73	100%	FAILED	0	0%	SCHOOL POSITION	16		TOTAL SCHOOLS	52	
GRADE ANALYSIS SUMMARY																																																																																												
SUBJECT NAME/GRADE	A	B	C	D	E																																																																																							
MATHEMATICS	28	39	6	0	0																																																																																							
KISWAHILI	70	3	0	0	0																																																																																							
ENGLISH	22	47	4	0	0																																																																																							
SCIENCE	58	14	1	0	0																																																																																							
SOCIAL STUDIES	7	62	1	0	3																																																																																							
OVERALL GRADE ANALYSIS	NO.	SEATED	%																																																																																									
41- 45	44	73	60%																																																																																									
30.5 - 40	28		38%																																																																																									
20.5 - 30	1		1%																																																																																									
10.5 - 20	0	0	0%																																																																																									
0- 10	0		0%																																																																																									
BOYS VS GIRLS PASSRATE (%)																																																																																												
 <b>57%</b>	 <b>43%</b>																																																																																											
OVERALL PERFORMANCE ANALYSIS																																																																																												
REGISTERED	73	100%																																																																																										
SEATED	73	100%																																																																																										
ABSENTEES	0	0%																																																																																										
PASSED	73	100%																																																																																										
FAILED	0	0%																																																																																										
SCHOOL POSITION	16																																																																																											
TOTAL SCHOOLS	52																																																																																											

INDEX	NAME	SEX	MATHEMATICS	KISWAHILI	ENGLISH	SCIENCE	SOCIAL STUDIES	TOTAL	AVERAGE	OVR GRADE	SCH POSITION	OVERALL POSITION					
1	JUDITH HELBERT CHONKIJIJE	F	44	A	50	A	44	A	48	A	38	B	224	45	A	1.5	671
2	MARY THOMAS SABIGORO	F	46	A	50	A	43	A	48	A	37	B	224	45	A	1.5	671
3	SAMWEL FANUEL MUYENGI	M	43	A	49	A	42	A	48	A	40	B	222	44	A	3.5	812
4	ZABIBU BAKARY ATHUMAN	F	45	A	48	A	42	A	47	A	40	B	222	44	A	3.5	812
5	BAHATI BONIFACE HARAMBA	M	43	A	47	A	45	A	48	A	38	B	221	44	A	5.5	883.5
6	MUKTARI MAHAMED MAHAMOUD	M	41	A	48	A	44	A	47	A	41	A	221	44	A	5.5	883.5
7	AMAN KAGAGA NGOMELA	M	44	A	44	A	44	A	47	A	40	B	219	44	A	7.5	1020
8	JUNIOR EMMANUEL RUBAMBA	M	42	A	48	A	41	A	46	A	42	A	219	44	A	7.5	1020
9	ROLEN SHEDRACK ELIAS	M	44	A	49	A	39	B	47	A	39	B	218	44	A	9	1088.5
10	JENITHA SHEM ERASTO	F	41	A	47	A	43	A	47	A	39	B	217	43	A	10.5	1155.5
11	KARIM SANDE MWAYA	M	43	A	46	A	41	A	48	A	39	B	217	43	A	10.5	1155.5
12	JACKSON SAIMON KALOZA	M	43	A	46	A	42	A	48	A	37	B	216	43	A	12	1221
13	ALEX JOHNSTONE JONATHAN	M	42	A	46	A	44	A	43	A	40	B	215	43	A	13	1289
14	CATHELINE MBWILA TANDISE	F	41	A	47	A	40	B	45	A	41	A	214	43	A	14.5	1357.5
15	DAUDI RICHARD NTIBANOGA	M	41	A	46	A	43	A	46	A	38	B	214	43	A	14.5	1357.5
16	ESTER DAMAS NOAH	F	44	A	50	A	42	A	39	B	38	B	213	43	A	16	1426.5
17	BEATRICE DAUDI SCHINGA	F	39	B	47	A	45	A	44	A	37	B	212	42	A	18	1494.5
18	BERNADETHA MTOLEGWA THOMAS	F	41	A	47	A	40	B	45	A	39	B	212	42	A	18	1494.5
19	LOYCE YOTHAM SUMUN	F	39	B	47	A	46	A	45	A	35	B	212	42	A	18	1494.5
20	BARAKA TULA NKONKO	M	37	B	46	A	40	B	48	A	40	B	211	42	A	20	1562
21	GABRIEL VENANCE NDIYUNGUYE	M	38	B	47	A	38	B	44	A	43	A	210	42	A	21.5	1639.5
22	ZILPA JULIUS OCHIENG	F	42	A	46	A	35	B	47	A	40	B	210	42	A	21.5	1639.5
23	ABDULRAHIM RAJAB KAMBI	M	42	A	43	A	38	B	46	A	40	B	209	42	A	23.5	1707.5
24	JOHARI BARUTI ATHUMANI	F	43	A	50	A	40	B	44	A	32	B	209	42	A	23.5	1707.5
25	HELBERT ANDREA ELDAD	M	41	A	45	A	38	B	45	A	39	B	208	42	A	26	1771.5

INDEX	NAME	SEX	MATHEMATICS		KISWAHILI		ENGLISH		SCIENCE		SOCIAL STUDIES		TOTAL	AVERAGE	OVR GRADE	SCH POSITION	OVERALL POSITION
26	JULIETH JUMANNE JACKOBO	F	40	B	47	A	44	A	45	A	32	B	208	42	A	26	1771.5
27	PAULO PAMPILIUS MASHITA	M	37	B	44	A	39	B	45	A	43	A	208	42	A	26	1771.5
28	JUBECK ONESMO KAGOMA	M	35	B	48	A	40	B	44	A	40	B	207	41	A	29.5	1843.5
29	JUSTINA DOTTO PETER	F	38	B	47	A	41	A	47	A	34	B	207	41	A	29.5	1843.5
30	RAMADHAN KAGAGA NGOMELA	M	40	B	48	A	38	B	42	A	39	B	207	41	A	29.5	1843.5
31	THABIT AHMAD RAMADHANI	M	41	A	48	A	41	A	39	B	38	B	207	41	A	29.5	1843.5
32	MWAMISA RASHID JUMA	F	42	A	44	A	37	B	41	A	42	A	206	41	A	33.5	1909.5
33	RICHARD MUSSA KOLONGO	M	41	A	48	A	31	B	47	A	39	B	206	41	A	33.5	1909.5
34	TEMY JOHN MHANUZI	M	38	B	49	A	34	B	45	A	40	B	206	41	A	33.5	1909.5
35	ZUWENA HAMIS MLALA	F	41	A	48	A	36	B	48	A	33	B	206	41	A	33.5	1909.5
36	CHARLES JOHN MAGANGA	M	39	B	47	A	34	B	48	A	37	B	205	41	A	38.5	1973
37	ELISHA FELIX MAKANZA	M	34	B	46	A	41	A	44	A	40	B	205	41	A	38.5	1973
38	NASRA KAOLA HAMIS	F	44	A	47	A	36	B	45	A	33	B	205	41	A	38.5	1973
39	NDITEGEYEKO JOSEPHAT JAPHET	M	38	B	47	A	39	B	43	A	38	B	205	41	A	38.5	1973
40	NURU JUMA JUMA	M	36	B	48	A	36	B	45	A	40	B	205	41	A	38.5	1973
41	SUITBERT EMIL NSANZUGWANKO	M	41	A	47	A	35	B	44	A	38	B	205	41	A	38.5	1973
42	DIANA MUSSA RAPHAELI	F	38	B	49	A	38	B	45	A	34	B	204	41	A	42.5	2037
43	GLADIS GIBSON KINYOGE	F	38	B	46	A	37	B	46	A	37	B	204	41	A	42.5	2037
44	PAULO COSMAS WILBARD	M	40	B	41	A	39	B	42	A	41	A	203	41	A	44	2104.5
45	BUBERWA ALMACHIUS NJUNGANI	M	42	A	45	A	37	B	42	A	35	B	201	40	B	45.5	2242
46	FLORIANA BENNY RUTAZAMBA	F	35	B	47	A	42	A	42	A	35	B	201	40	B	45.5	2242
47	RAMADHAN AYOUB NGALABA	M	38	B	49	A	31	B	42	A	40	B	200	40	B	47	2306
48	ZABRON JACOB MASABALI	M	35	B	48	A	36	B	47	A	33	B	199	40	B	48	2373
49	GRACE FRANK ABEL	F	35	B	43	A	40	B	44	A	36	B	198	40	B	49.5	2436
50	PRAUD KAGAGA NGOMELA	M	40	B	45	A	35	B	42	A	36	B	198	40	B	49.5	2436

INDEX	NAME	SEX	MATHEMATICS		KISWAHILI		ENGLISH		SCIENCE		SOCIAL STUDIES		TOTAL	AVERAGE	OVR GRADE	SCH POSITION	OVERALL POSITION
51	DANIEL CHRISTOPHER KAMBONA	M	30	C	48	A	39	B	41	A	39	B	197	39	B	52	2496.5
52	SAMWEL SADOCK SAMWEL	M	40	B	48	A	33	B	40	B	36	B	197	39	B	52	2496.5
53	STEPHANO CHARLES MICHAEL	M	38	B	47	A	35	B	41	A	36	B	197	39	B	52	2496.5
54	ANITHA ADRIANO ATHANASI	F	31	B	48	A	40	B	42	A	32	B	193	39	B	54	2725
55	AMINATA NICOLAUS MUZIGAMA	F	32	B	45	A	38	B	41	A	36	B	192	38	B	55.5	2777.5
56	DHAHABU MAJUTO SAID	F	38	B	46	A	29	C	44	A	35	B	192	38	B	55.5	2777.5
57	DERICK GERARD MDENZI	M	40	B	44	A	32	B	38	B	37	B	191	38	B	58.5	2834
58	IVON GASPERY URASSA	F	34	B	41	A	37	B	43	A	36	B	191	38	B	58.5	2834
59	OLIVIA DICKSONY NKOBYANI	F	31	B	42	A	39	B	40	B	39	B	191	38	B	58.5	2834
60	VICTORIA NGOLE MATHIAS	F	33	B	47	A	34	B	42	A	35	B	191	38	B	58.5	2834
61	WILIAM MASAU KOLIGO	M	36	B	46	A	30	C	38	B	36	B	186	37	B	61	3105.5
62	NEEMA JOHN BAKAZA	F	31	B	39	B	38	B	40	B	33	B	181	36	B	63	3377
63	STEVEN VELLAS MSEMA	M	32	B	44	A	33	B	35	B	37	B	181	36	B	63	3377
64	YUSUPH SALUM SELEMANI	M	31	B	47	A	35	B	37	B	31	B	181	36	B	63	3377
65	SALAH RICHARD JACKSON	F	29	C	45	A	30	C	43	A	30	C	177	35	B	65	3558
66	ANGELINA ELIAS MAJOH	F	34	B	41	A	37	B	28	C	36	B	176	35	B	66.5	3605.5
67	ROSEMARY ILAMPA JONSONY	F	28	C	43	A	30	C	43	A	32	B	176	35	B	66.5	3605.5
68	EMILY WILBELT BUKOBERO	M	32	B	46	A	31	B	34	B	32	B	175	35	B	68.5	3651.5
69	ROSEMARY DEOGRATIAS RAPHAEL	F	25	C	42	A	33	B	40	B	35	B	175	35	B	68.5	3651.5
70	JAPHETH MESHACK BULAGI	M	38	B	47	A	43	A	46	A	0	E	174	35	B	70	3698.5
71	PETER GODFREY KAPAYA	M	29	C	36	B	35	B	38	B	33	B	171	34	B	71	3832
72	OMARY ISMAIL ADAMU	M	35	B	47	A	40	B	38	B	0	E	160	32	B	72	4263.5
73	ALLEN ABEL SHILIYE	M	25	C	39	B	38	B	39	B	0	E	141	28	C	73	4847.5