
	<h1 style="margin:0;">GILGAL</h1>	
<b>REGION: NJOMBE</b>	<b>SCHOOL AVERAGE:</b>	<b>31.4</b>
<b>DISTRICT: NJOMBE</b>		
<b>SUBJECT AND GRADE PERFORMANCE ANALYSIS</b>		

SUBJECT RANKING			
ENGLISH	39.2	78%	1
CIVIC AND MORAL EDUCATION	34.5	69%	2
KISWAHILI	34.2	68%	3
SCIENCE	28.8	58%	4
SOCIAL STUDIES	27.2	54%	5
MATHEMATICS	24.1	48%	6

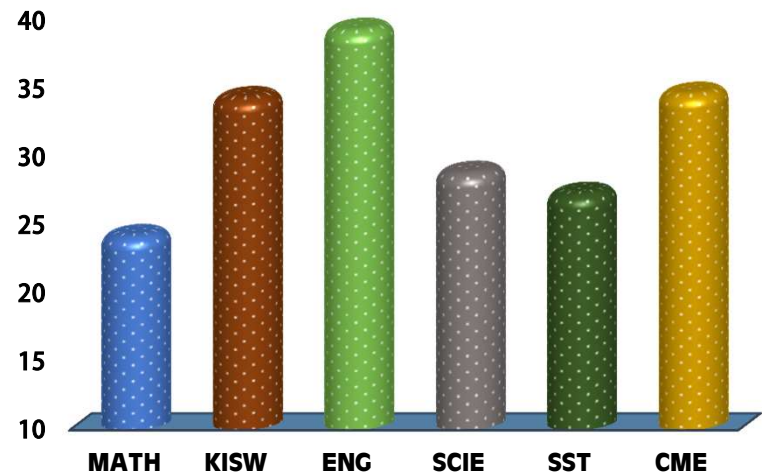
SUBJECT GRADE ANALYSIS					
SUBJECT/GRADE	A	B	C	D	F
MATHEMATICS	4	3	4	9	0
KISWAHILI	1	17	4	0	0
ENGLISH	10	12	0	0	0
SCIENCE	1	6	11	4	0
SOCIAL STUDIES	0	8	9	5	0
CIVIC AND MORAL	5	11	5	1	0

OVERALL GRADE ANALYSIS			
<b>A</b>	<b>1</b>	<b>22</b>	1%
<b>B</b>	<b>11</b>		14%
<b>C</b>	<b>10</b>		12%
<b>D</b>	<b>0</b>		0%
<b>F</b>	<b>0</b>		0%



### CHART SUBJECT ANALYSIS



Subject	Score
MATH	24.1
KISW	34.2
ENG	39.2
SCIE	28.8
SST	27.2
CME	34.5

### BOYS VS GIRLS PERFORMANCE

SAT	SAT	TOTAL
 10	 12	22
<b>31%</b>	<b>32%</b>	

SEATED	22	100%
ABSENTEES	0	0%
PASSED	22	100%
FAILED	0	0%

NO	NAME	SEX	MATH		KISW		ENG		SCI		SST		CME		TOTAL	AVG	GRADE	POS
1	CHITEGETSE YUSUPH BIGURUBE	F	48	A	39	B	43	A	42	A	32	B	42	A	246	41.0	A	1
2	ANETH ANSIGAR MHANJE	F	48	A	40	B	35	B	35	B	34	B	46	A	238	39.7	B	2
3	RAYSON NORBETH KIHEGA	M	37	B	40	B	44	A	34	B	31	B	43	A	229	38.2	B	3
4	ELIA HASHEEM GAULIGE	M	41	A	36	B	40	B	31	B	38	B	40	B	226	37.7	B	4
5	PATRICK PATRICK MNG'ONG'O	M	41	A	37	B	43	A	38	B	34	B	32	B	225	37.5	B	5
6	FOIBE DAVID MWINUKA	F	33	B	31	B	38	B	35	B	35	B	42	A	214	35.7	B	6
7	CATHERINE KIHONGO	F	29	C	39	B	40	B	29	C	38	B	38	B	213	35.5	B	7
8	ADELINA JOSEPH MUWELELWA	F	23	C	41	A	43	A	30	C	27	C	42	A	206	34.3	B	8
9	DORCAS OWARD SANGA	F	33	B	33	B	48	A	29	C	27	C	30	C	200	33.3	B	9
10	GRANT GRANT SUMAYE	M	29	C	27	C	42	A	30	C	25	C	38	B	191	31.8	B	10
11	ELIZABETH MBATA	F	16	D	37	B	43	A	37	B	20	D	33	B	186	31.0	B	11
12	JAMES NASSON SINDILA	M	13	D	37	B	38	B	29	C	28	C	40	B	185	30.8	B	12
13	ISAYA NAFTALI MTWEVE	M	18	D	33	B	42	A	27	C	30	C	32	B	182	30.3	C	13
14	MARIA BUBUYA MTATIRO	F	13	D	33	B	35	B	29	C	32	B	39	B	181	30.2	C	14
15	ELAM EDSON MLELWA	M	17	D	36	B	41	A	23	C	25	C	33	B	175	29.2	C	15
16	LAIKA JUMANNE MTENDA	F	9	E	34	B	41	A	30	C	27	C	32	B	173	28.8	C	16
17	BROOKLYN MICHAEL MSIGWA	M	16	D	33	B	36	B	23	C	20	D	37	B	165	27.5	C	17
18	MARTIN BAHATI SANGA	M	21	C	31	B	31	B	20	D	21	C	28	C	152	25.3	C	18
19	FARAJA KALAWA KYANDO	F	11	D	32	B	32	B	19	D	26	C	28	C	148	24.7	C	19
20	OPRAH PATRICK CHILLUMBA	F	11	D	30	C	40	B	20	D	18	D	24	C	143	23.8	C	20
21	SHAIBA JUMANNE MTENDA	F	9	E	28	C	33	B	25	C	15	D	22	C	132	22.0	C	21
22	SULEMAN SAID LWAMBANO	M	15	D	26	C	35	B	18	D	16	D	19	D	129	21.5	C	22