



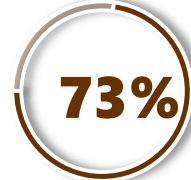





| REGION: NJOMBE | | SCHOOL AVERAGE | | BAND | |
|------------------------------|------|----------------|-----|---|--|
| DISTRICT: NJOMBE | | 215.9 | | 3 | |
| | | CATEGORY | | BELOW 40 | |
| SUBJECT PERFORMANCE ANALYSIS | | | | | |
| SUBJECT NAME | AVG | % | RNK | KISWAHILI  ENGLISH  SCIENCE  MATHEMATICS  SOCIAL STUDIES  CIVIC & MORAL  | |
| KISWAHILI | 44.7 | 89% | 1 | | |
| ENGLISH | 42.1 | 84% | 2 | | |
| SOCIAL STUDIES | 36.4 | 73% | 3 | | |
| MATHEMATICS | 35.3 | 71% | 4 | | |
| CIVIC & MORAL | 31.1 | 62% | 5 | | |
| SCIENCE | 26.1 | 52% | 6 | | |
| BOYS/GIRLS PASS RATE | STD | AVG | % | BOYS  29% | GIRLS  71% |
| BOYS | 2 | 0.29 | 29% | | |
| GIRLS | 5 | 0.71 | 71% | | |
| GRADE ANALYSIS SUMMARY | | | | | |
| SUBJECT NAME/GRADE | A | B | C | D | E |
| MATHEMATICS | 3 | 1 | 3 | 0 | 0 |
| KISWAHILI | 6 | 1 | 0 | 0 | 0 |
| ENGLISH | 6 | 0 | 1 | 0 | 0 |
| SCIENCE | 0 | 2 | 4 | 0 | 1 |
| SOCIAL STUDIES | 1 | 5 | 1 | 0 | 0 |
| CIVIC AND MORAL | 0 | 3 | 2 | 1 | 0 |
| OVERALL GRADE ANALYSIS | NO. | SEATED | % | | |
| A | 2 | 7 | 29% | | |
| B | 4 | | 57% | | |
| C | 1 | | 14% | | |
| D | 0 | 0 | 0% | | |
| E | 0 | | 0% | | |
| BOYS VS GIRLS PASSRATE (%) | | | | | |
| OVERALL PERFORMANCE ANALYSIS | | | | | |
| REGISTERED | 7 | 100% | | | |
| SEATED | 7 | 100% | | | |
| ABSENTEES | 0 | 0% | | | |
| PASSED | 7 | 100% | | | |
| FAILED | 0 | 0% | | | |

| INDEX | NAME | SEX | MATHEMATICS | | KISWAHILI | | ENGLISH | | SCIENCE | | SOCIAL STUDIES | | CIVIC & MORAL | | TOTAL | AVERAGE | OVERALL GRADE | SCH POSITION | OVERALL POSITION |
|-------|-----------------------|-----|-------------|---|-----------|---|---------|---|---------|---|----------------|---|---------------|---|-------|---------|---------------|--------------|------------------|
| 1 | DOREEN A. MSIGWA | F | 41 | A | 48 | A | 46 | A | 36 | B | 41 | A | 37 | B | 249 | 42 | A | 1 | 908 |
| 2 | HERIETH T. KISINGA | F | 43 | A | 47 | A | 45 | A | 33 | B | 39 | B | 38 | B | 245 | 41 | A | 2 | 1072 |
| 3 | MPOKI S. MWAJUMBA | M | 38 | B | 47 | A | 46 | A | 26 | C | 39 | B | 33 | B | 229 | 38 | B | 3 | 1901 |
| 4 | JENELEA H. NYAGAWA | F | 44 | A | 48 | A | 41 | A | 28 | C | 35 | B | 30 | C | 226 | 38 | B | 4 | 2056 |
| 5 | ANGELINA M. KILAMLYA | F | 29 | C | 42 | A | 45 | A | 23 | C | 38 | B | 33 | B | 210 | 35 | B | 5 | 2896 |
| 6 | JUNIOR G. KATERENGABO | M | 26 | C | 42 | A | 45 | A | 27 | C | 38 | B | 30 | C | 208 | 35 | B | 6 | 3018.5 |
| 7 | EDITHA L. MANG'ITA | F | 26 | C | 39 | B | 27 | C | 10 | E | 25 | C | 17 | D | 144 | 24 | C | 7 | 5819.5 |