
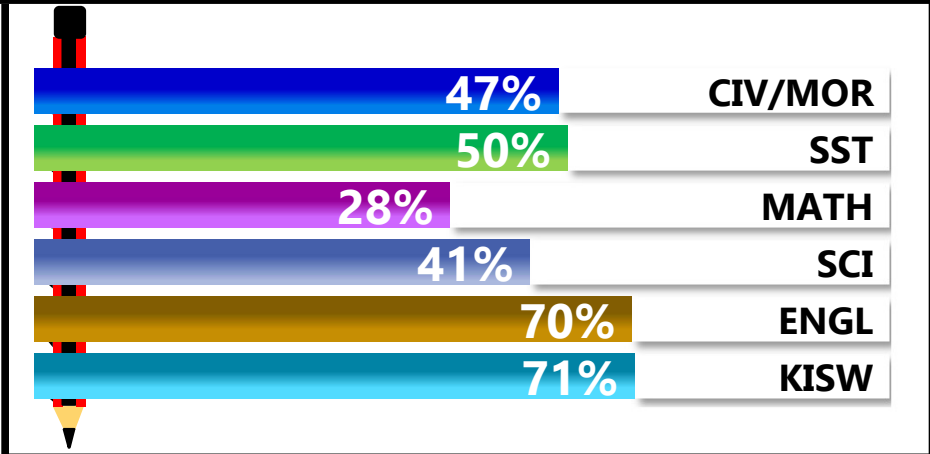
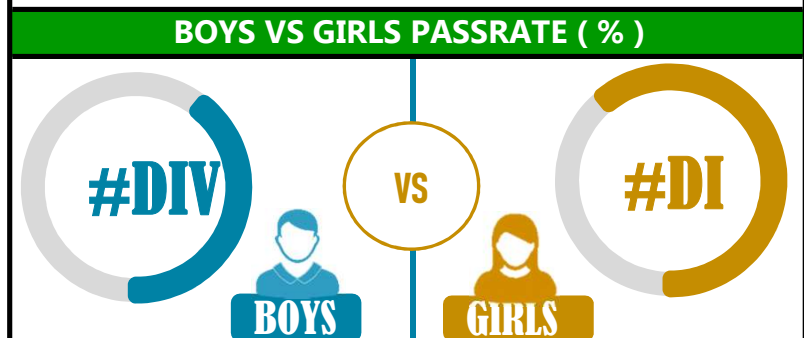
		<h1>GODENI</h1>			
REGION: DAR ES SALAAM		SCHOOL AVERAGE	153.4	OVERALL GRADE	
DISTRICT: KINONDONI				CATEGORY	
BELOW 40					

SUBJECT PERFORMANCE ANALYSIS

SUBJECT NAME	AVG	%	RNK
KISWAHILI	35.3	71%	1
ENGLISH	34.8	70%	2
SOCIAL STUDIES	24.8	50%	3
CIVIC & MORAL	23.7	47%	4
SCIENCE	20.7	41%	5
MATHEMATICS	14.2	28%	6
BOYS/GIRLS PASS RATE	STD	AVG	%
BOYS	7	0.39	39%
GIRLS	11	0.61	61%



GRADE ANALYSIS SUMMARY					
SUBJECT NAME/GRADE	A	B	C	D	E
MATHEMATICS	0	1	2	10	5
KISWAHILI	1	14	3	0	0
ENGLISH	3	10	4	1	0
SCIENCE	0	2	5	11	0
SOCIAL STUDIES	0	4	11	3	0
CIVIC AND MORAL	0	2	10	5	0
OVERALL GRADE ANALYSIS	NO.	SEATED	%		
A	0	14	0%		
B	3		21%		
C	11		79%		
D	4	4	29%		
E	0		0%		



OVERALL PERFORMANCE ANALYSIS		
REGISTERED	18	100%
SEATED	18	100%
ABSENTEES	0	0%
PASSED	14	78%
FAILED	4	22%

INDEX	NAME	SEX	MATHEMATICS		KISWAHILI		ENGLISH		SCIENCE		SOCIAL STUDIES		CIVIC & MORAL		TOTAL	AVERAGE	OVERALL GRADE	SCH POSITION	OVERALL POSITION
1	ACLAND GABRIEL ROMAO	M	32	B	39	B	42	A	31	B	38	B	24	C	206	34	B	1	4337
2	PRIMA JOHN FUIME	M	15	D	40	B	40	B	29	C	32	B	38	B	194	32	B	2	4940.5
3	SAIDINA KIDAYA HEMED	F	23	C	38	B	35	B	32	B	29	C	29	C	186	31	B	3	5258
4	HOPE SIMON MWENDO	F	22	C	37	B	37	B	25	C	32	B	26	C	179	30	C	4	5515.5
5	HERIETH EMMANUEL NGONYANI	F	19	D	40	B	41	A	25	C	25	C	26	C	176	29	C	5	5603
6	ALIZA JASPER LUTEMBEKA	M	15	D	33	B	41	A	28	C	28	C	27	C	172	29	C	6	5724
7	SHADRACK MASANJA DISMAS	M	6	E	36	B	39	B	19	D	25	C	37	B	162	27	C	7	5962
8	SOPHIA ABDALAH SEMKUBWA	F	13	D	36	B	36	B	26	C	21	C	28	C	160	27	C	8	6003
9	SIA EMMANUEL MBANDO	F	12	D	42	A	36	B	20	D	25	C	23	C	158	26	C	9	6042.5
10	LATIFA BAKARI MASUNGA	F	9	E	38	B	39	B	16	D	32	B	22	C	156	26	C	10	6080.5
11	SUZAN ADAM WISTON	F	14	D	38	B	38	B	18	D	21	C	26	C	155	26	C	11	6098.5
12	SHALOM RICKSON LEMA	F	11	D	37	B	37	B	19	D	17	D	25	C	146	24	C	12	6235
13	MONALISA FRANK CHILEMBA	F	14	D	36	B	26	C	18	D	25	C	15	D	134	22	C	13	6383
14	MOUREEN GASPER ELIAS	F	15	D	30	C	30	C	14	D	21	C	16	D	126	21	C	14	6442.5
15	IMSON EMMANUEL URASA	M	14	D	31	B	29	C	17	D	17	D	14	D	122	20	D	15	6473
16	MOHAMED MKUU MOHAMED	M	9	E	34	B	36	B	11	D	17	D	13	D	120	20	D	16	6488
17	JOHNSON JOHN MARIWA	M	6	E	22	C	28	C	12	D	21	C	17	D	106	18	D	17	6571.5
18	HELLEN EDWIN MILANZI	F	6	E	28	C	16	D	12	D	21	C	21	C	104	17	D	18	6574.5