
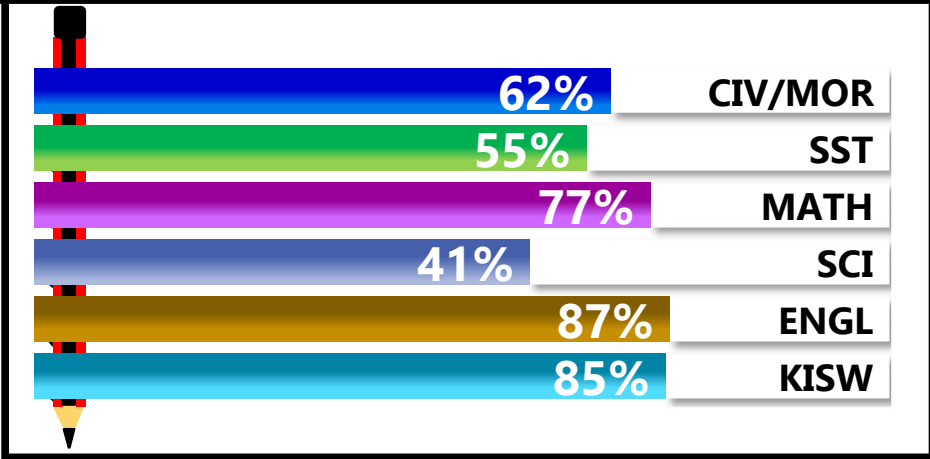
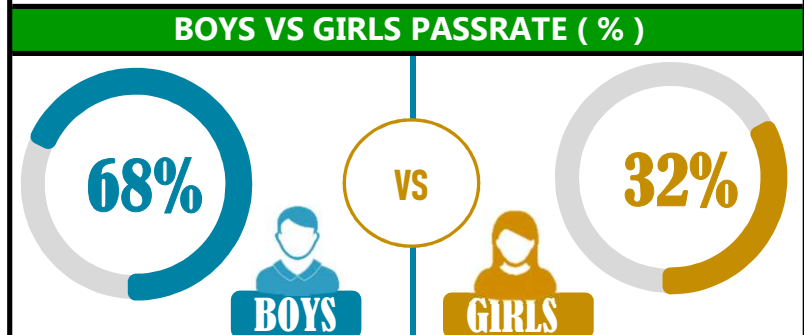
		<h1>GOF</h1>			
REGION: DAR ES SALAAM		SCHOOL AVERAGE	203.3	OVERALL GRADE	
DISTRICT:ILALA				CATEGORY	
				BELOW 40	

SUBJECT PERFORMANCE ANALYSIS

SUBJECT NAME	AVG	%	RNK
ENGLISH	43.3	87%	1
KISWAHILI	42.3	85%	2
MATHEMATICS	38.7	77%	3
CIVIC & MORAL	31.0	62%	4
SOCIAL STUDIES	27.3	55%	5
SCIENCE	20.7	41%	6
BOYS/GIRLS PASS RATE	STD	AVG	%
BOYS	2	0.68	68%
GIRLS	1	0.32	32%



GRADE ANALYSIS SUMMARY					
SUBJECT NAME/GRADE	A	B	C	D	E
MATHEMATICS	0	3	0	0	0
KISWAHILI	3	0	0	0	0
ENGLISH	3	0	0	0	0
SCIENCE	0	0	1	2	0
SOCIAL STUDIES	0	0	3	0	0
CIVIC AND MORAL	0	0	2	0	0



OVERALL GRADE ANALYSIS	NO.	SEATED	%
A	0	3	0%
B	3		100%
C	0		0%
D	0	0	0%
E	0		0%

OVERALL PERFORMANCE ANALYSIS		
REGISTERED	3	100%
SEATED	3	100%
ABSENTEES	0	0%
PASSED	3	100%
FAILED	0	0%

INDEX	NAME	SEX	MATHEMATICS		KISWAHILI		ENGLISH		SCIENCE		SOCIAL STUDIES		CIVIC & MORAL		TOTAL	AVERAGE	OVERALL GRADE	SCH POSITION	OVERALL POSITION
1	EDSON FIDELIS BATALANWA	M	37	B	42	A	44	A	22	C	29	C	34	B	208	35	B	1	4228.5
2	ABEL SILA PARANGYO	M	40	B	44	A	42	A	20	D	30	C	29	C	205	34	B	2	4389
3	MWANAISHA GAI MLUGU	F	39	B	41	A	44	A	20	D	23	C	30	C	197	33	B	3	4819