
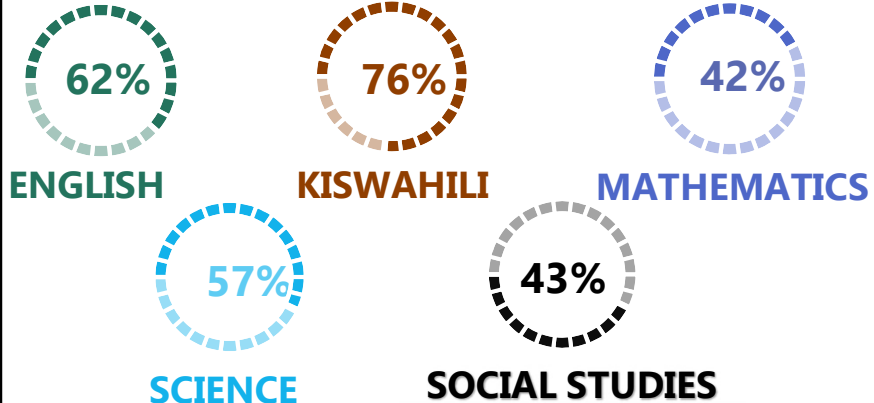

	<h1 style="font-size: 2em; margin: 0;">GOF</h1>																																											
REGION: DAR ES SALAAM	SCHOOL AVERAGE: 140.2	BAND 5																																										
DISTRICT: ILALA		CATEGORY BELOW 40																																										
SUBJECT PERFORMANCE ANALYSIS																																												
<table border="1" style="width:100%; border-collapse: collapse;"> <thead> <tr> <th style="text-align: left;">SUBJECT NAME</th> <th style="text-align: center;">AVG</th> <th style="text-align: center;">%</th> <th style="text-align: center;">RNK</th> </tr> </thead> <tbody> <tr><td>KISWAHILI</td><td style="text-align: center;">38.2</td><td style="text-align: center;">76%</td><td style="text-align: center;">1</td></tr> <tr><td>ENGLISH</td><td style="text-align: center;">30.9</td><td style="text-align: center;">62%</td><td style="text-align: center;">2</td></tr> <tr><td>SCIENCE</td><td style="text-align: center;">28.5</td><td style="text-align: center;">57%</td><td style="text-align: center;">3</td></tr> <tr><td>SOCIAL STUDIES</td><td style="text-align: center;">21.4</td><td style="text-align: center;">43%</td><td style="text-align: center;">4</td></tr> <tr><td>MATHEMATICS</td><td style="text-align: center;">21.2</td><td style="text-align: center;">42%</td><td style="text-align: center;">5</td></tr> </tbody> </table>	SUBJECT NAME	AVG	%	RNK	KISWAHILI	38.2	76%	1	ENGLISH	30.9	62%	2	SCIENCE	28.5	57%	3	SOCIAL STUDIES	21.4	43%	4	MATHEMATICS	21.2	42%	5																				
SUBJECT NAME	AVG	%	RNK																																									
KISWAHILI	38.2	76%	1																																									
ENGLISH	30.9	62%	2																																									
SCIENCE	28.5	57%	3																																									
SOCIAL STUDIES	21.4	43%	4																																									
MATHEMATICS	21.2	42%	5																																									
<table border="1" style="width:100%; border-collapse: collapse;"> <thead> <tr> <th style="text-align: left;">BOYS/GIRLS PASS RATE</th> <th style="text-align: center;">STD</th> <th style="text-align: center;">AVG</th> <th style="text-align: center;">%</th> </tr> </thead> <tbody> <tr><td>BOYS</td><td style="text-align: center;">9</td><td style="text-align: center;">0.86</td><td style="text-align: center;">86%</td></tr> <tr><td>GIRLS</td><td style="text-align: center;">1</td><td style="text-align: center;">0.14</td><td style="text-align: center;">14%</td></tr> </tbody> </table>	BOYS/GIRLS PASS RATE	STD	AVG	%	BOYS	9	0.86	86%	GIRLS	1	0.14	14%																																
BOYS/GIRLS PASS RATE	STD	AVG	%																																									
BOYS	9	0.86	86%																																									
GIRLS	1	0.14	14%																																									
GRADE ANALYSIS SUMMARY																																												
<table border="1" style="width:100%; border-collapse: collapse;"> <thead> <tr> <th style="text-align: left;">SUBJECT NAME/GRADE</th> <th style="text-align: center;">A</th> <th style="text-align: center;">B</th> <th style="text-align: center;">C</th> <th style="text-align: center;">D</th> <th style="text-align: center;">E</th> </tr> </thead> <tbody> <tr><td>MATHEMATICS</td><td style="text-align: center;">0</td><td style="text-align: center;">1</td><td style="text-align: center;">5</td><td style="text-align: center;">4</td><td style="text-align: center;">0</td></tr> <tr><td>KISWAHILI</td><td style="text-align: center;">3</td><td style="text-align: center;">7</td><td style="text-align: center;">0</td><td style="text-align: center;">0</td><td style="text-align: center;">0</td></tr> <tr><td>ENGLISH</td><td style="text-align: center;">1</td><td style="text-align: center;">5</td><td style="text-align: center;">3</td><td style="text-align: center;">1</td><td style="text-align: center;">0</td></tr> <tr><td>SCIENCE</td><td style="text-align: center;">1</td><td style="text-align: center;">3</td><td style="text-align: center;">4</td><td style="text-align: center;">0</td><td style="text-align: center;">0</td></tr> <tr><td>SOCIAL STUDIES</td><td style="text-align: center;">0</td><td style="text-align: center;">0</td><td style="text-align: center;">6</td><td style="text-align: center;">4</td><td style="text-align: center;">0</td></tr> </tbody> </table>	SUBJECT NAME/GRADE	A	B	C	D	E	MATHEMATICS	0	1	5	4	0	KISWAHILI	3	7	0	0	0	ENGLISH	1	5	3	1	0	SCIENCE	1	3	4	0	0	SOCIAL STUDIES	0	0	6	4	0	BOYS VS GIRLS PASSRATE (%) 							
SUBJECT NAME/GRADE	A	B	C	D	E																																							
MATHEMATICS	0	1	5	4	0																																							
KISWAHILI	3	7	0	0	0																																							
ENGLISH	1	5	3	1	0																																							
SCIENCE	1	3	4	0	0																																							
SOCIAL STUDIES	0	0	6	4	0																																							
OVERALL GRADE ANALYSIS																																												
<table border="1" style="width:100%; border-collapse: collapse;"> <thead> <tr> <th style="text-align: left;">OVERALL GRADE ANALYSIS</th> <th style="text-align: center;">NO.</th> <th style="text-align: center;">SEATED</th> <th style="text-align: center;">%</th> </tr> </thead> <tbody> <tr><td>41- 45</td><td style="text-align: center;">0</td><td rowspan="3" style="text-align: center; vertical-align: middle;">10</td><td style="text-align: center;">0%</td></tr> <tr><td>30.5 - 40</td><td style="text-align: center;">3</td><td style="text-align: center;">30%</td></tr> <tr><td>20.5 - 30</td><td style="text-align: center;">7</td><td style="text-align: center;">70%</td></tr> <tr><td>10.5 - 20</td><td style="text-align: center;">0</td><td rowspan="2" style="text-align: center; vertical-align: middle;">0</td><td style="text-align: center;">0%</td></tr> <tr><td>0- 10</td><td style="text-align: center;">0</td><td style="text-align: center;">0%</td></tr> </tbody> </table>	OVERALL GRADE ANALYSIS	NO.	SEATED	%	41- 45	0	10	0%	30.5 - 40	3	30%	20.5 - 30	7	70%	10.5 - 20	0	0	0%	0- 10	0	0%	OVERALL PERFORMANCE ANALYSIS <table border="1" style="width:100%; border-collapse: collapse;"> <tbody> <tr><td>REGISTERED</td><td style="text-align: center;">10</td><td style="text-align: center;">100%</td></tr> <tr><td>SEATED</td><td style="text-align: center;">10</td><td style="text-align: center;">100%</td></tr> <tr><td>ABSENTEES</td><td style="text-align: center;">0</td><td style="text-align: center;">0%</td></tr> <tr><td>PASSED</td><td style="text-align: center;">10</td><td style="text-align: center;">100%</td></tr> <tr><td>FAILED</td><td style="text-align: center;">0</td><td style="text-align: center;">0%</td></tr> <tr><td>SCHOOL POSITION</td><td colspan="2" style="text-align: center;">81</td></tr> <tr><td>TOTAL SCHOOLS</td><td colspan="2" style="text-align: center;">87</td></tr> </tbody> </table>		REGISTERED	10	100%	SEATED	10	100%	ABSENTEES	0	0%	PASSED	10	100%	FAILED	0	0%	SCHOOL POSITION	81		TOTAL SCHOOLS	87	
OVERALL GRADE ANALYSIS	NO.	SEATED	%																																									
41- 45	0	10	0%																																									
30.5 - 40	3		30%																																									
20.5 - 30	7		70%																																									
10.5 - 20	0	0	0%																																									
0- 10	0		0%																																									
REGISTERED	10	100%																																										
SEATED	10	100%																																										
ABSENTEES	0	0%																																										
PASSED	10	100%																																										
FAILED	0	0%																																										
SCHOOL POSITION	81																																											
TOTAL SCHOOLS	87																																											

INDEX	NAME	SEX	MATHEMATICS		KISWAHILI		ENGLISH		SCIENCE		SOCIAL STUDIES		TOTAL	AVERAGE	OVR GRADE	SCH POSITION	OVERALL POSITION
1	GRACE JONAS RWEHUMBIZA	F	32	B	44	A	41	A	48	A	29	C	194	39	B	1	2672
2	TARIK HUSSEIN KASSA	M	27	C	40	B	38	B	34	B	25	C	164	33	B	2	4104.5
3	ALLY SEIF ALLY	M	26	C	44	A	36	B	31	B	20	D	157	31	B	3	4359
4	GODFREY STANSLUS MARWA	M	22	C	37	B	32	B	32	B	24	C	147	29	C	4	4694.5
5	SAMSOM CHARLES SIMBA	M	20	D	41	A	34	B	29	C	21	C	145	29	C	5	4746
6	YASSIN HUSSEIN HENJI	M	22	C	39	B	31	B	28	C	17	D	137	27	C	6	4932.5
7	YAAKUT MOHAMEND OMARY	M	21	C	33	B	29	C	27	C	16	D	126	25	C	7	5125
8	JOSEPH ABRAHAM MWAMFULA	M	17	D	31	B	26	C	24	C	19	D	117	23	C	8	5224
9	NOEL RAMANDAN BANGILA	M	13	D	37	B	22	C	17	D	22	C	111	22	C	9	5277.5
10	FERSAL MOHAMEND SALEHE	M	12	D	36	B	20	D	15	D	21	C	104	21	C	10	5325