
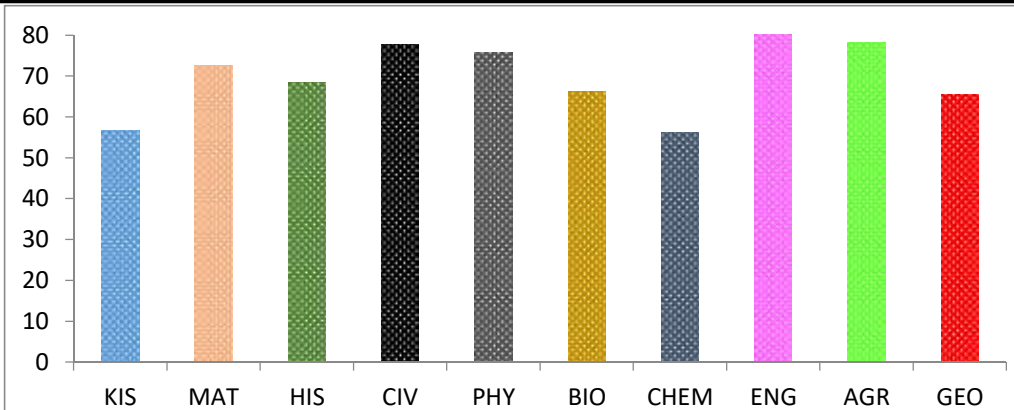


# HERMON SECONDARY SCHOOL



**DIVISION AND SUBJECT PERFORMANCE ANALYSIS**

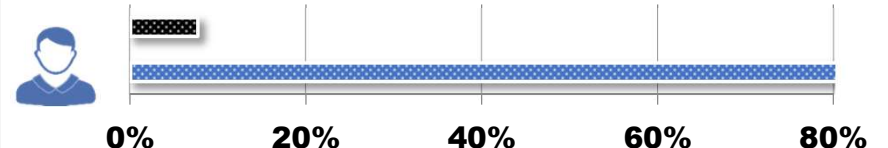
DIVISION ANALYSIS					
GENDER	I	II	III	IV	0
GIRLS	0	0	0	0	0
BOYS	11	1	0	0	0
TOTAL	11	1	0	0	0
TOTAL CANDIDATES	12				



SUBJECT PERFORMANCE ANALYSIS							
SUBJECT	A	B	C	D	F	AV	POS
1 KISWAHILI	0	2	8	2	0	57	9
2 MATHS	5	4	2	1	0	73	5
3 HISTORY	3	6	3	0	0	68	6
4 CIVICS	9	6	3	0	0	78	3
5 PHYSICS	6	5	1	0	0	76	4
6 BIOLOGY	4	3	4	1	0	66	7
7 CHEMISTRY	2	2	6	1	1	56	10
8 ENGLISH	12	0	0	0	0	86	1
9 AGRICULTURE	9	1	2	0	0	78	2
10 GEOGRAPHY	5	1	4	2	0	65	8

OVERALL GRADE ANALYSIS						
GRD	NO	SEATED	%	PERFORMANCE ANALYSIS		
A	7	12	58%	REGISTERED	12	100%
B	4		33%	SEATED	12	100%
C	1		8%	ABSENTEES	0	0%
D	0		0%	PASSED	12	100%
F	0		0%	FAILED	0	0%

### BOYS VS GIRLS PERFORMANCE



S/N	NAME	SEX	KISW		MATH		HIST		CIV		PHY		BIOS		CHEM		ENG		AGRICULTURE		GEO		TOTAL	AVERAGE	DIVISION	POINTS
1	ABRAHAM M MUSTAPHA	M	57	C	38	D	46	C	76	A	62	C	39	D	25	F	77	A	46	C	39	D	505	50.5	II	18
2	AGGREY A JUMA	M	68	B	60	C	68	B	64	C	68	B	49	C	50	C	84	A	58	C	56	C	625	62.5	I	16
3	AMOS R HAULE	M	61	C	83	A	64	C	78	A	74	B	73	B	69	B	92	A	83.5	A	76	A	754	75.4	I	9
4	BROWN B KIVENULE	M	37	D	74	B	68	B	92	A	89	A	81	A	71	B	90	A	87.5	A	71	B	761	76.1	I	9
5	HERMES M MASWANYIA	M	69	B	82	A	72	B	76	A	85	A	84	A	75	A	94	A	92	A	79	A	808	80.8	I	7
6	JONSON S MASALAMADO	M	53	C	70	B	76	A	78	A	76	A	56	C	47	C	84	A	82	A	42	D	664	66.4	I	10
7	NAISER D UISSO	M	56	C	61	C	79	A	76	A	70	B	51	C	48	C	82	A	77	A	64	C	664	66.4	I	12
8	NATHAN R SICHONE	M	59	C	73	B	60	C	77	A	86	A	76	A	59	C	86	A	76	A	75	A	727	72.7	I	8
9	NERBERT J JOSEPH	M	64	C	97	A	67	B	94	A	77	A	83	A	76	A	93	A	92	A	90	A	833	83.3	I	7
10	RASMUS K MAPANA	M	42	D	75	A	67	B	74	B	69	B	69	B	52	C	88	A	83	A	59	C	678	67.8	I	11
11	TARIQ H SAID	M	57	C	73	B	69	B	67	B	74	B	63	C	43	D	76	A	74	B	59	C	655	65.5	I	14
12	YONA F ISINGO	M	59	C	85	A	84	A	81	A	80	A	73	B	59	C	90	A	86	A	75	A	772	77.2	I	7