
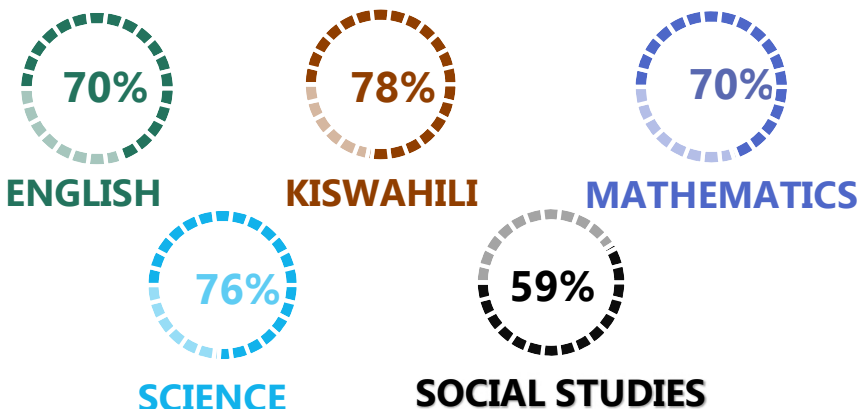

	<h1>HIGHRIDGE</h1>																																																															
<b>REGION: DAR ES SALAAM</b>	<b>SCHOOL AVERAGE: 176.3</b>	<b>BAND</b> 4																																																														
<b>DISTRICT: UBUNGO</b>		<b>CATEGORY</b> BELOW 40																																																														
<b>SUBJECT PERFORMANCE ANALYSIS</b>																																																																
<table border="1" style="width:100%; border-collapse: collapse;"> <thead> <tr> <th>SUBJECT NAME</th> <th>AVG</th> <th>%</th> <th>RNK</th> </tr> </thead> <tbody> <tr><td>KISWAHILI</td><td>39.0</td><td>78%</td><td>1</td></tr> <tr><td>SCIENCE</td><td>37.9</td><td>76%</td><td>2</td></tr> <tr><td>MATHEMATICS</td><td>35.0</td><td>70%</td><td>3</td></tr> <tr><td>ENGLISH</td><td>34.9</td><td>70%</td><td>4</td></tr> <tr><td>SOCIAL STUDIES</td><td>29.5</td><td>59%</td><td>5</td></tr> </tbody> </table> <table border="1" style="width:100%; border-collapse: collapse;"> <thead> <tr> <th>BOYS/GIRLS PASS RATE</th> <th>STD</th> <th>AVG</th> <th>%</th> </tr> </thead> <tbody> <tr><td>BOYS</td><td>16</td><td>0.75</td><td>75%</td></tr> <tr><td>GIRLS</td><td>6</td><td>0.25</td><td>25%</td></tr> </tbody> </table>	SUBJECT NAME	AVG	%	RNK	KISWAHILI	39.0	78%	1	SCIENCE	37.9	76%	2	MATHEMATICS	35.0	70%	3	ENGLISH	34.9	70%	4	SOCIAL STUDIES	29.5	59%	5	BOYS/GIRLS PASS RATE	STD	AVG	%	BOYS	16	0.75	75%	GIRLS	6	0.25	25%																												
SUBJECT NAME	AVG	%	RNK																																																													
KISWAHILI	39.0	78%	1																																																													
SCIENCE	37.9	76%	2																																																													
MATHEMATICS	35.0	70%	3																																																													
ENGLISH	34.9	70%	4																																																													
SOCIAL STUDIES	29.5	59%	5																																																													
BOYS/GIRLS PASS RATE	STD	AVG	%																																																													
BOYS	16	0.75	75%																																																													
GIRLS	6	0.25	25%																																																													
<table border="1" style="width:100%; border-collapse: collapse;"> <thead> <tr> <th colspan="6">GRADE ANALYSIS SUMMARY</th> </tr> <tr> <th>SUBJECT NAME/GRADE</th> <th>A</th> <th>B</th> <th>C</th> <th>D</th> <th>E</th> </tr> </thead> <tbody> <tr><td>MATHEMATICS</td><td>7</td><td>10</td><td>3</td><td>1</td><td>1</td></tr> <tr><td>KISWAHILI</td><td>10</td><td>9</td><td>3</td><td>0</td><td>0</td></tr> <tr><td>ENGLISH</td><td>5</td><td>12</td><td>4</td><td>1</td><td>0</td></tr> <tr><td>SCIENCE</td><td>9</td><td>10</td><td>2</td><td>0</td><td>0</td></tr> <tr><td>SOCIAL STUDIES</td><td>0</td><td>11</td><td>9</td><td>2</td><td>0</td></tr> </tbody> </table> <table border="1" style="width:100%; border-collapse: collapse;"> <thead> <tr> <th>OVERALL GRADE ANALYSIS</th> <th>NO.</th> <th>SEATED</th> <th>%</th> </tr> </thead> <tbody> <tr><td>41 - 45</td><td>6</td><td rowspan="3">21</td><td>29%</td></tr> <tr><td>30.5 - 40</td><td>12</td><td>57%</td></tr> <tr><td>20.5 - 30</td><td>3</td><td>14%</td></tr> <tr><td>10.5 - 20</td><td>1</td><td rowspan="2">1</td><td>5%</td></tr> <tr><td>0 - 10</td><td>0</td><td>0%</td></tr> </tbody> </table>	GRADE ANALYSIS SUMMARY						SUBJECT NAME/GRADE	A	B	C	D	E	MATHEMATICS	7	10	3	1	1	KISWAHILI	10	9	3	0	0	ENGLISH	5	12	4	1	0	SCIENCE	9	10	2	0	0	SOCIAL STUDIES	0	11	9	2	0	OVERALL GRADE ANALYSIS	NO.	SEATED	%	41 - 45	6	21	29%	30.5 - 40	12	57%	20.5 - 30	3	14%	10.5 - 20	1	1	5%	0 - 10	0	0%	<p><b>BOYS VS GIRLS PASSRATE (%)</b></p> 
GRADE ANALYSIS SUMMARY																																																																
SUBJECT NAME/GRADE	A	B	C	D	E																																																											
MATHEMATICS	7	10	3	1	1																																																											
KISWAHILI	10	9	3	0	0																																																											
ENGLISH	5	12	4	1	0																																																											
SCIENCE	9	10	2	0	0																																																											
SOCIAL STUDIES	0	11	9	2	0																																																											
OVERALL GRADE ANALYSIS	NO.	SEATED	%																																																													
41 - 45	6	21	29%																																																													
30.5 - 40	12		57%																																																													
20.5 - 30	3		14%																																																													
10.5 - 20	1	1	5%																																																													
0 - 10	0		0%																																																													
<b>OVERALL PERFORMANCE ANALYSIS</b>																																																																
<b>REGISTERED</b>	22	100%																																																														
<b>SEATED</b>	22	100%																																																														
<b>ABSENTEES</b>	0	0%																																																														
<b>PASSED</b>	21	95%																																																														
<b>FAILED</b>	1	5%																																																														
<b>SCHOOL POSITION</b>	48																																																															
<b>TOTAL SCHOOLS</b>	87																																																															

INDEX	NAME	SEX	MATHEMATICS		KISWAHILI		ENGLISH		SCIENCE		SOCIAL STUDIES		TOTAL	AVERAGE	OVR GRADE	SCH POSITION	OVERALL POSITION
1	ELIAH AKLEY NDEWESI	M	48	A	48	A	45	A	49	A	33	B	223	45	A	1	745.5
2	AHMAD ISSA ZIBADU	M	42	A	48	A	44	A	48	A	37	B	219	44	A	2	1020
3	DENNIS FAUSTINE KAYAWAYA	M	41	A	45	A	39	B	48	A	38	B	211	42	A	3	1562
4	GOODLUCK AUGUSTINO MINJA	M	44	A	44	A	42	A	45	A	35	B	210	42	A	4.5	1639.5
5	SIKWESSY EMMANUEL HUMBO	M	45	A	46	A	37	B	45	A	37	B	210	42	A	4.5	1639.5
6	KELVIN ERASTO MLINGI	M	45	A	38	B	42	A	46	A	34	B	205	41	A	6	1973
7	FRANKLIN FREDRICK NGAYA	M	40	B	47	A	39	B	44	A	31	B	201	40	B	7	2242
8	NATHAN BRIAN CARTHBERT	M	35	B	38	B	41	A	44	A	36	B	194	39	B	8	2672
9	ANGEL LINDA YUDICA	F	38	B	43	A	39	B	38	B	28	C	186	37	B	9	3105.5
10	NILHA HAMZA KIMARO	F	43	A	36	B	36	B	40	B	28	C	183	37	B	10	3271
11	DICKSON NOVART KAMUGISHA	M	37	B	42	A	31	B	36	B	34	B	180	36	B	11	3427
12	ELVIS WILSON VETERIN	M	39	B	43	A	32	B	37	B	26	C	177	35	B	12	3558
13	MOSES MGENI MOTTO	M	34	B	35	B	35	B	41	A	27	C	172	34	B	13	3787
14	CHARLES BENEDICT TARIMO	M	34	B	34	B	35	B	36	B	32	B	171	34	B	14	3832
15	JOSEPH ABDALLAH HAJJI	M	33	B	41	A	30	C	32	B	31	B	167	33	B	15	3991.5
16	GRACE AMEDEUS NASUA	F	38	B	34	B	27	C	36	B	28	C	163	33	B	16.5	4145
17	RHODA BERNARD MWAKALINGA	F	36	B	39	B	30	C	35	B	23	C	163	33	B	16.5	4145
18	KENNY MSUDAN SANGA	M	24	C	37	B	34	B	33	B	29	C	157	31	B	18	4359
19	WALES BATHELOMEO WALES	M	30	C	27	C	34	B	28	C	28	C	147	29	C	19.5	4694.5
20	NUHSAILA ABDALLAH NDULE	F	23	C	38	B	33	B	28	C	25	C	147	29	C	19.5	4694.5
21	HELLEN BENEDICT KOMBA	F	15	D	26	C	26	C	34	B	17	D	118	24	C	21	5212.5
22	JOSHUA CHARLES JANGALA	M	7	E	28	C	17	D	11	D	11	D	74	15	D	22	5394