



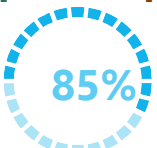
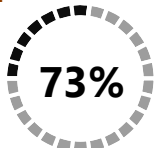
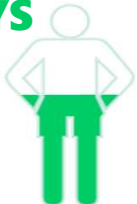

		HOLLYWOOD				
REGION: MBEYA DISTRICT: MBEYA		SCHOOL AVERAGE: 195.0			BAND	3
					CATEGORY	BELOW 40
SUBJECT PERFORMANCE ANALYSIS						
SUBJECT NAME		AVG	%	RNK		
KISWAHILI		44.1	88%	1		
ENGLISH		43.2	86%	2		
SCIENCE		42.4	85%	3		
SOCIAL STUDIES		36.5	73%	4		
MATHEMATICS		28.7	57%	5		
BOYS/GIRLS PASS RATE		STD	AVG	%		
BOYS		18	0.60	60%		
GIRLS		14	0.40	40%		
GRADE ANALYSIS SUMMARY						
SUBJECT NAME/GRADE		A	B	C	D	E
MATHEMATICS		3	10	12	6	0
KISWAHILI		26	5	0	0	0
ENGLISH		24	7	0	0	0
SCIENCE		21	10	0	0	0
SOCIAL STUDIES		5	24	2	0	0
OVERALL GRADE ANALYSIS		NO.	SEATED	%		
41- 45		9	31	29%		
30.5 - 40		22		71%		
20.5 - 30		0		0%		
10.5 - 20		0	0	0%		
0- 10		0		0%		
BOYS VS GIRLS PASSRATE (%)						
 BOYS		60%			 GIRLS	
					40%	
OVERALL PERFORMANCE ANALYSIS						
REGISTERED		32		100%		
SEATED		31		97%		
ABSENTEES		1		3%		
PASSED		31		97%		
FAILED		0		0%		
SCHOOL POSITION				25		
TOTAL SCHOOLS				52		

INDEX	NAME	SEX	MATHEMATICS		KISWAHILI		ENGLISH		SCIENCE		SOCIAL STUDIES		TOTAL	AVERAGE	OVR GRADE	SCH POSITION	OVERALL POSITION
1	JOB HALFAN NGIMIO	M	44	A	46	A	47	A	50	A	38	B	225	45	A	1	592
2	DAVID MICHAEL LUPASA	M	41	A	47	A	43	A	48	A	41	A	220	44	A	2	952.5
3	ISAYA JOSEPH MWAKIPESILE	M	40	B	46	A	44	A	48	A	41	A	219	44	A	3.5	1020
4	LAWRENCE GIDION MWAKATIKA	M	42	A	46	A	45	A	45	A	41	A	219	44	A	3.5	1020
5	JAMES LUSAJO MWAKAPALA	M	38	B	46	A	45	A	48	A	39	B	216	43	A	5	1221
6	HAGAI SADOCK CHIKOI	M	31	B	46	A	45	A	49	A	41	A	212	42	A	6	1494.5
7	ERICK EMMANUEL SHITINDI	M	28	C	48	A	46	A	46	A	38	B	206	41	A	7	1909.5
8	ADROFINA MOSKA MWASILE	F	36	B	47	A	47	A	36	B	38	B	204	41	A	8	2037
9	ELIZABETH LITWIKO SHIBANDA	F	27	C	47	A	47	A	44	A	38	B	203	41	A	9	2104.5
10	GRADYS NEBU MWANGOKA	F	23	C	50	A	44	A	47	A	38	B	202	40	B	10	2176.5
11	THERESIA P. TUJABE	F	34	B	45	A	42	A	48	A	32	B	201	40	B	11	2242
12	ALFANI KABWE MWAKASYUKA	M	39	B	37	B	41	A	45	A	38	B	200	40	B	12.5	2306
13	MUSSA APATAYE MKONDYA	M	36	B	42	A	40	B	43	A	39	B	200	40	B	12.5	2306
14	PETER SAHANI NDAKI	M	33	B	47	A	42	A	42	A	35	B	199	40	B	14	2373
15	AHAZI LUSEKELO MWAMASAGE	M	36	B	38	B	40	B	43	A	41	A	198	40	B	15	2436
16	CAREEN FADHILI MINGA	F	21	C	46	A	47	A	44	A	38	B	196	39	B	16	2555
17	JAMES JONAS KIBONA	M	36	B	41	A	43	A	43	A	32	B	195	39	B	17	2614.5
18	EMMANUEL BAHATI NJEZA	M	30	C	47	A	43	A	37	B	37	B	194	39	B	18.5	2672
19	RAFAELI MAIKO JAILOS	M	29	C	42	A	45	A	44	A	34	B	194	39	B	18.5	2672
20	LUSAKO DAVID MWAFILOMBE	M	26	C	47	A	40	B	42	A	38	B	193	39	B	20	2725
21	HAPPY SHAURI MWASILE	F	26	C	47	A	39	B	38	B	36	B	186	37	B	21	3105.5
22	MARY MARCO ELIAS	F	23	C	44	A	43	A	45	A	29	C	184	37	B	22.5	3221
23	SHARON A. KASANGA	F	21	C	40	B	47	A	43	A	33	B	184	37	B	22.5	3221
24	LUTUFYO KESSY MWANDELEMA	M	29	C	45	A	36	B	39	B	33	B	182	36	B	24.5	3323
25	JESTINA W. KAMETHA	F	25	C	43	A	37	B	41	A	36	B	182	36	B	24.5	3323

INDEX	NAME	SEX	MATHEMATICS		KISWAHILI		ENGLISH		SCIENCE		SOCIAL STUDIES		TOTAL	AVERAGE	OVR GRADE	SCH POSITION	OVERALL POSITION
26	UPENDO PASCAL HALINGA	F	20	D	45	A	43	A	39	B	33	B	180	36	B	26	3427
27	ODIA MICHAEL MGODE	F	15	D	44	A	47	A	40	B	28	C	174	35	B	27	3698.5
28	YOHANA EXAVERY M PONZI	M	14	D	44	A	42	A	35	B	36	B	171	34	B	28	3832
29	ESTER AMOS MWANKUNJA	F	13	D	43	A	47	A	31	B	36	B	170	34	B	29	3872.5
30	CATHERINE ABRAHAMU KAPESA	F	15	D	38	B	45	A	34	B	37	B	169	34	B	30	3914.5
31	NAMAN MWASUNGA MWAJILA	M	19	D	34	B	38	B	38	B	38	B	167	33	B	31	3991.5
32	DEBORA LUSAJO SWILA	F															