
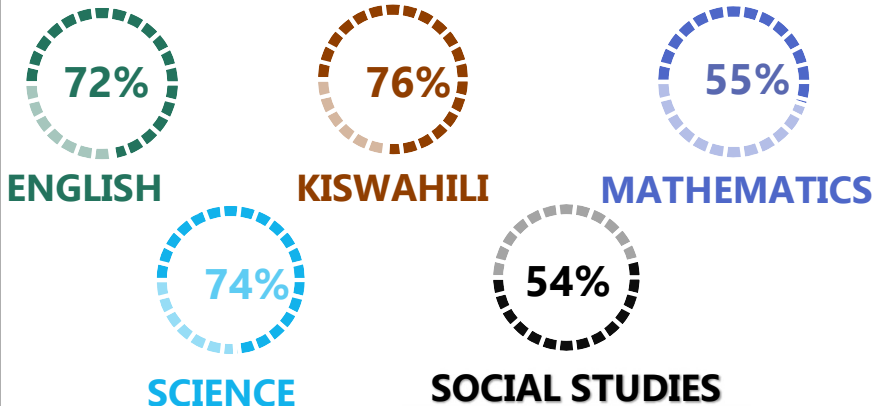






	<h1>HOTSPRING</h1>																																																																																										
REGION: ARUSHA	SCHOOL AVERAGE: 165.8	BAND 4																																																																																									
DISTRICT: KARATU		CATEGORY BELOW 40																																																																																									
SUBJECT PERFORMANCE ANALYSIS																																																																																											
<table border="1" style="width:100%; border-collapse: collapse;"> <thead> <tr> <th>SUBJECT NAME</th> <th>AVG</th> <th>%</th> <th>RNK</th> </tr> </thead> <tbody> <tr><td>KISWAHILI</td><td>38.1</td><td>76%</td><td>1</td></tr> <tr><td>SCIENCE</td><td>37.0</td><td>74%</td><td>2</td></tr> <tr><td>ENGLISH</td><td>36.1</td><td>72%</td><td>3</td></tr> <tr><td>MATHEMATICS</td><td>27.5</td><td>55%</td><td>4</td></tr> <tr><td>SOCIAL STUDIES</td><td>27.0</td><td>54%</td><td>5</td></tr> </tbody> </table> <table border="1" style="width:100%; border-collapse: collapse;"> <thead> <tr> <th>BOYS/GIRLS PASS RATE</th> <th>STD</th> <th>AVG</th> <th>%</th> </tr> </thead> <tbody> <tr><td>BOYS</td><td>3</td><td>0.38</td><td>38%</td></tr> <tr><td>GIRLS</td><td>5</td><td>0.62</td><td>62%</td></tr> </tbody> </table>	SUBJECT NAME	AVG	%	RNK	KISWAHILI	38.1	76%	1	SCIENCE	37.0	74%	2	ENGLISH	36.1	72%	3	MATHEMATICS	27.5	55%	4	SOCIAL STUDIES	27.0	54%	5	BOYS/GIRLS PASS RATE	STD	AVG	%	BOYS	3	0.38	38%	GIRLS	5	0.62	62%																																																							
SUBJECT NAME	AVG	%	RNK																																																																																								
KISWAHILI	38.1	76%	1																																																																																								
SCIENCE	37.0	74%	2																																																																																								
ENGLISH	36.1	72%	3																																																																																								
MATHEMATICS	27.5	55%	4																																																																																								
SOCIAL STUDIES	27.0	54%	5																																																																																								
BOYS/GIRLS PASS RATE	STD	AVG	%																																																																																								
BOYS	3	0.38	38%																																																																																								
GIRLS	5	0.62	62%																																																																																								
<table border="1" style="width:100%; border-collapse: collapse;"> <thead> <tr> <th colspan="6">GRADE ANALYSIS SUMMARY</th> </tr> <tr> <th>SUBJECT NAME/GRADE</th> <th>A</th> <th>B</th> <th>C</th> <th>D</th> <th>E</th> </tr> </thead> <tbody> <tr><td>MATHEMATICS</td><td>1</td><td>2</td><td>3</td><td>1</td><td>1</td></tr> <tr><td>KISWAHILI</td><td>1</td><td>6</td><td>1</td><td>0</td><td>0</td></tr> <tr><td>ENGLISH</td><td>3</td><td>3</td><td>2</td><td>0</td><td>0</td></tr> <tr><td>SCIENCE</td><td>3</td><td>4</td><td>0</td><td>0</td><td>0</td></tr> <tr><td>SOCIAL STUDIES</td><td>0</td><td>3</td><td>4</td><td>1</td><td>0</td></tr> </tbody> </table> <table border="1" style="width:100%; border-collapse: collapse;"> <thead> <tr> <th>OVERALL GRADE ANALYSIS</th> <th>NO.</th> <th>SEATED</th> <th>%</th> </tr> </thead> <tbody> <tr><td>41- 45</td><td>0</td><td rowspan="3" style="text-align: center;">8</td><td>0%</td></tr> <tr><td>30.5 - 40</td><td>6</td><td>75%</td></tr> <tr><td>20.5 - 30</td><td>2</td><td>25%</td></tr> <tr><td>10.5 - 20</td><td>0</td><td rowspan="2" style="text-align: center;">0</td><td>0%</td></tr> <tr><td>0- 10</td><td>0</td><td>0%</td></tr> </tbody> </table>	GRADE ANALYSIS SUMMARY						SUBJECT NAME/GRADE	A	B	C	D	E	MATHEMATICS	1	2	3	1	1	KISWAHILI	1	6	1	0	0	ENGLISH	3	3	2	0	0	SCIENCE	3	4	0	0	0	SOCIAL STUDIES	0	3	4	1	0	OVERALL GRADE ANALYSIS	NO.	SEATED	%	41- 45	0	8	0%	30.5 - 40	6	75%	20.5 - 30	2	25%	10.5 - 20	0	0	0%	0- 10	0	0%	<table border="1" style="width:100%; border-collapse: collapse;"> <thead> <tr> <th colspan="2">BOYS VS GIRLS PASSRATE (%)</th> </tr> </thead> <tbody> <tr> <td style="text-align: center;"> 38%</td> <td style="text-align: center;"> 62%</td> </tr> <tr> <td colspan="2" style="text-align: center;">OVERALL PERFORMANCE ANALYSIS</td> </tr> <tr><td>REGISTERED</td><td style="text-align: center;">8</td><td style="text-align: center;">100%</td></tr> <tr><td>SEATED</td><td style="text-align: center;">8</td><td style="text-align: center;">100%</td></tr> <tr><td>ABSENTEES</td><td style="text-align: center;">0</td><td style="text-align: center;">0%</td></tr> <tr><td>PASSED</td><td style="text-align: center;">8</td><td style="text-align: center;">100%</td></tr> <tr><td>FAILED</td><td style="text-align: center;">0</td><td style="text-align: center;">0%</td></tr> <tr><td>SCHOOL POSITION</td><td colspan="2" style="text-align: center;">59</td></tr> <tr><td>TOTAL SCHOOLS</td><td colspan="2" style="text-align: center;">87</td></tr> </tbody> </table>	BOYS VS GIRLS PASSRATE (%)		 38%	 62%	OVERALL PERFORMANCE ANALYSIS		REGISTERED	8	100%	SEATED	8	100%	ABSENTEES	0	0%	PASSED	8	100%	FAILED	0	0%	SCHOOL POSITION	59		TOTAL SCHOOLS	87	
GRADE ANALYSIS SUMMARY																																																																																											
SUBJECT NAME/GRADE	A	B	C	D	E																																																																																						
MATHEMATICS	1	2	3	1	1																																																																																						
KISWAHILI	1	6	1	0	0																																																																																						
ENGLISH	3	3	2	0	0																																																																																						
SCIENCE	3	4	0	0	0																																																																																						
SOCIAL STUDIES	0	3	4	1	0																																																																																						
OVERALL GRADE ANALYSIS	NO.	SEATED	%																																																																																								
41- 45	0	8	0%																																																																																								
30.5 - 40	6		75%																																																																																								
20.5 - 30	2		25%																																																																																								
10.5 - 20	0	0	0%																																																																																								
0- 10	0		0%																																																																																								
BOYS VS GIRLS PASSRATE (%)																																																																																											
 38%	 62%																																																																																										
OVERALL PERFORMANCE ANALYSIS																																																																																											
REGISTERED	8	100%																																																																																									
SEATED	8	100%																																																																																									
ABSENTEES	0	0%																																																																																									
PASSED	8	100%																																																																																									
FAILED	0	0%																																																																																									
SCHOOL POSITION	59																																																																																										
TOTAL SCHOOLS	87																																																																																										

INDEX	NAME	SEX	MATHEMATICS		KISWAHILI		ENGLISH		SCIENCE		SOCIAL STUDIES		TOTAL	AVERAGE	OVR GRADE	SCH POSITION	OVERALL POSITION
1	SAFINA DAMIAN	F	44	A	40	B	42	A	41	A	35	B	202	40	B	1	2176.5
2	GLADYS SAFARI	F	38	B	45	A	42	A	47	A	26	C	198	40	B	2	2436
3	MARCO SAMWEL PAUL	M	30	C	38	B	39	B	43	A	32	B	182	36	B	3	3323
4	BELIEVE BENARD PALLANGYO	M	23	C	37	B	35	B	38	B	32	B	165	33	B	4	4069.5
5	MAURINE SEBASTIAN	F	33	B	38	B	29	C	35	B	28	C	163	33	B	5	4145
6	VENUS VALERIAN	M	23	C	29	C	41	A	37	B	25	C	155	31	B	6	4427
7	GRACE ADIEL	F	19	D	39	B	35	B	36	B	23	C	152	30	C	7	4536
8	ANNA ELITWAZA	F	10	E	39	B	26	C	19	D	15	D	109	22	C	8	5290.5