
	<h1>JOYFUL</h1>	
<b>REGION: PWANI</b>	<b>SCHOOL AVERAGE:</b>	<b>38.4</b>
<b>DISTRICT: BAGAMOYO</b>		
<b>SUBJECT AND GRADE PERFORMANCE ANALYSIS</b>		

SUBJECT RANKING			
ENGLISH	43.6	87%	1
CIVIC AND MORAL EDUCATION	41.3	83%	2
KISWAHILI	41.1	82%	3
SOCIAL STUDIES	37.1	74%	4
SCIENCE	34.6	69%	5
MATHEMATICS	32.7	65%	6



SUBJECT GRADE ANALYSIS					
SUBJECT/GRADE	A	B	C	D	F
MATHEMATICS	15	11	4	11	0
KISWAHILI	26	16	0	0	0
ENGLISH	33	9	0	0	0
SCIENCE	8	21	13	0	0
SOCIAL STUDIES	16	20	5	1	0
CIVIC AND MORAL	29	10	3	0	0

OVERALL GRADE ANALYSIS			
<b>A</b>	<b>21</b>	<b>42</b>	26%
<b>B</b>	<b>19</b>		23%
<b>C</b>	<b>2</b>		2%
<b>D</b>	<b>0</b>		0%
<b>F</b>	<b>0</b>		0%

CHART SUBJECT ANALYSIS						
40						
35						
30						
25						
20						
15						
10						
	MATH	KISW	ENG	SCIE	SST	CME

BOYS VS GIRLS PERFORMANCE				
	<b>SAT</b>		<b>SAT</b>	<b>TOTAL</b>
	<b>28</b>		<b>14</b>	<b>42</b>
<b>39%</b>		<b>37%</b>		

SEATED	42	100%
ABSENTEES	0	0%
PASSED	42	100%
FAILED	0	0%

NO	NAME	SEX	MATH		KISW		ENG		SCI		SST		CME		TOTAL	AVG	GRADE	POS
	GODBLESS DANIEL DAUDI	M	47	A	46	A	46	A	41	A	46	A	47	A	273	45.5	A	1
2	JONTWA CLEMENT MWAKIKUNGA	M	45	A	45	A	46	A	41	A	44	A	47	A	268	44.7	A	2
3	GERVAS GOODLUCK SARAKEYA	M	46	A	43	A	46	A	43	A	41	A	48	A	267	44.5	A	3
4	ERNEST JOHARY MFALAMAGOHA	M	43	A	43	A	48	A	41	A	44	A	47	A	266	44.3	A	4
5	TREVOR LUPIANA ADALBERT	M	46	A	43	A	46	A	42	A	43	A	45	A	265	44.2	A	5
6	CAYLA ENFURA GENEVEIVE	F	43	A	42	A	47	A	40	B	47	A	45	A	264	44.0	A	6.5
7	LORENE JOSEPH LANGU	F	46	A	45	A	46	A	38	B	42	A	47	A	264	44.0	A	6.5
8	BHOKE MICHAEL MUHOCHI	F	46	A	43	A	49	A	40	B	41	A	44	A	263	43.8	A	8
9	KAREEM ANDERSON MSUMBA	M	46	A	44	A	47	A	36	B	42	A	46	A	261	43.5	A	9
10	HUSSEIN KHALID HUSSEIN	M	36	B	49	A	48	A	40	B	40	B	46	A	259	43.2	A	10
11	MWANAIDY ALLY YUSUPH	F	43	A	46	A	47	A	36	B	42	A	42	A	256	42.7	A	11
12	SAID TWAHA SAID	M	38	B	43	A	44	A	42	A	43	A	45	A	255	42.5	A	13
13	JACKSON ISSA LAIZER	M	39	B	46	A	47	A	32	B	44	A	47	A	255	42.5	A	13
14	OMEGA ALBAN LIBABA	M	43	A	41	A	44	A	41	A	39	B	46	A	254	42.3	A	14
15	ABIEL GASTON AMOSI	M	45	A	43	A	37	B	39	B	41	A	47	A	252	42.0	A	15
16	BRENDON HILLARY HINGI	M	41	A	38	B	46	A	38	B	42	A	46	A	251	41.8	A	16
17	MASYAGA MWITA WEREMA	M	47	A	43	A	45	A	35	B	37	B	43	A	250	41.7	A	17
18	RENEE CLAVER MWINUKA	F	36	B	41	A	47	A	41	A	39	B	45	A	249	41.5	A	18
19	AYMAN RASHID MRISHO	M	37	B	39	B	45	A	39	B	44	A	42	A	246	41.0	A	19
20	SALUM JUMA ABDULRAHMAN	M	46	A	38	B	42	A	38	B	41	A	40	B	245	40.8	A	20
21	ANITHA DANIEL NGWATU	F	35	B	44	A	47	A	39	B	36	B	42	A	243	40.5	A	21
22	CHIKIRA DAUDI MAMBO	M	39	B	38	B	42	A	39	B	39	B	43	A	240	40.0	B	22
23	THABIT SILANDA MSONGELA	M	33	B	43	A	45	A	39	B	37	B	42	A	239	39.8	B	23
24	MOHAMMAD JUMANNE DODODO	M	35	B	42	A	41	A	34	B	35	B	42	A	229	38.2	B	24
25	TRENICE HEAVENLIGHT MALEWO	F	35	B	40	B	43	A	38	B	30	C	41	A	227	37.8	B	25

NO	NAME	SEX	MATH		KISW		ENG		SCI		SST		CME		TOTAL	AVG	GRADE	POS
26	GOLLAN NESTORY NGEME	M	31	B	44	A	42	A	30	C	34	B	41	A	222	37.0	B	27
27	LESLIE PETER GEORGE	M	20	D	41	A	45	A	36	B	35	B	45	A	222	37.0	B	27
28	IBRAHIM SAEED ALFAQEE	M	15	D	39	B	46	A	36	B	37	B	44	A	217	36.2	B	28
29	VIVIAN YORAM PANGA	F	17	D	42	A	43	A	31	B	34	B	46	A	213	35.5	B	29
30	ESTHER JAMES DEUS	F	22	C	44	A	41	A	27	C	33	B	39	B	206	34.3	B	30
31	BRIGHT DEUS MASIGE	M	29	C	35	B	40	B	32	B	30	C	38	B	204	34.0	B	31
32	MARIAM MOHAMED JUMBE	F	30	C	44	A	39	B	28	C	29	C	30	C	200	33.3	B	32
33	KHADIJA KASSIM JUMANNE	F	20	D	37	B	37	B	23	C	34	B	42	A	193	32.2	B	33
34	TARIQ SAID MWASSY	M	19	D	34	B	46	A	28	C	32	B	33	B	192	32.0	B	34
35	FANUEL MSAFIRI LUSIJI	M	18	D	38	B	40	B	28	C	33	B	34	B	191	31.8	B	35
36	SHARON RESPICE MBOYA	F	18	D	43	A	40	B	25	C	28	C	35	B	189	31.5	B	36
37	CALVIN JOHN MSENGI	M	25	C	36	B	36	B	30	C	32	B	29	C	188	31.3	B	38
38	ELIA CHANDIKA DISMAS	M	14	D	38	B	42	A	24	C	36	B	34	B	188	31.3	B	38
39	JUNIOR JOHN MINJA	M	17	D	34	B	43	A	26	C	31	B	36	B	187	31.2	B	40
40	KIJAKAZI MOHAMED SAID	F	16	D	38	B	40	B	27	C	30	C	36	B	187	31.2	B	40
41	QUEEN RAYMOND MOSHI	F	19	D	34	B	42	A	28	C	19	D	35	B	177	29.5	C	41
42	JOEL JUSTIN KESSY	M	9	E	36	B	39	B	24	C	31	B	21	C	160	26.7	C	42