
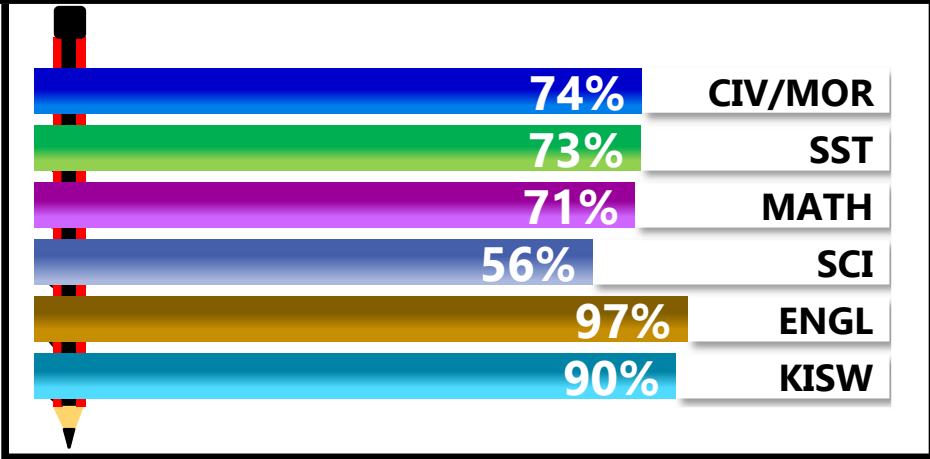
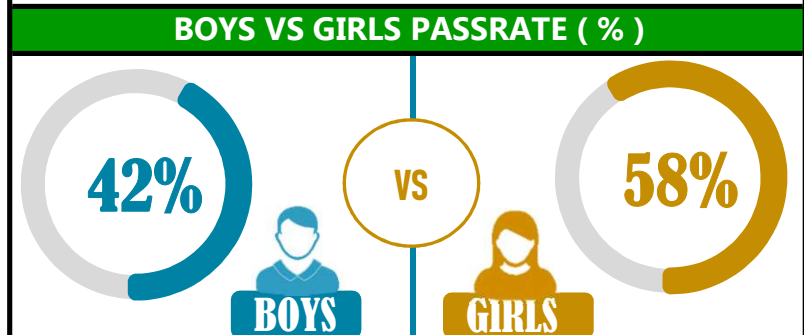
		<h1>JOYFUL</h1>			
REGION: COAST		SCHOOL AVERAGE	230.5	OVERALL GRADE	
DISTRICT: BAGAMOYO				Category	
				ABOVE 40	

SUBJECT PERFORMANCE ANALYSIS

SUBJECT NAME	AVG	%	RNK
ENGLISH	48.5	97%	1
KISWAHILI	45.1	90%	2
CIVIC & MORAL	36.8	74%	3
SOCIAL STUDIES	36.5	73%	4
MATHEMATICS	35.4	71%	5
SCIENCE	28.2	56%	6
BOYS/GIRLS PASS RATE	STD	AVG	%
BOYS	20	0.42	42%
GIRLS	31	0.58	58%



GRADE ANALYSIS SUMMARY					
SUBJECT NAME/GRADE	A	B	C	D	E
MATHEMATICS	16	22	10	2	0
KISWAHILI	49	1	0	0	0
ENGLISH	50	0	0	0	0
SCIENCE	0	18	26	0	0
SOCIAL STUDIES	14	28	8	0	0
CIVIC AND MORAL	16	28	4	1	0



OVERALL GRADE ANALYSIS	NO.	SEATED	%
A	16	50	32%
B	33		66%
C	1		2%
D	0	0	0%
E	0		0%

OVERALL PERFORMANCE ANALYSIS		
REGISTERED	51	100%
SEATED	50	98%
ABSENTEES	1	2%
PASSED	50	98%
FAILED	0	0%

INDEX	NAME	SEX	MATHEMATICS		KISWAHILI		ENGLISH		SCIENCE		SOCIAL STUDIES		CIVIC & MORAL		TOTAL	AVERAGE	OVERALL GRADE	SCH POSITION	OVERALL POSITION
1	THOBIAS FRANCO NGONYANI	M	44	A	45	A	49	A	39	B	42	A	42	A	261	44	A	1	757.5
2	NURDIN MOHAMED KIDUNALE	M	44	A	48	A	49	A	36	B	42	A	41	A	260	43	A	2	809.5
3	ANGELINA GUSTAFF SHEMWETA	F	44	A	46	A	49	A	30	C	46	A	42	A	257	43	A	3	985.5
4	AGAPE NOFATI NGULWA	F	45	A	45	A	49	A	30	C	43	A	44	A	256	43	A	4	1042.5
5	JEREMIAH JIMMY MSAKI	M	41	A	45	A	49	A	37	B	40	B	42	A	254	42	A	5.5	1157
6	GLORY EDWARD NGUYA	F	41	A	45	A	49	A	35	B	41	A	43	A	254	42	A	5.5	1157
7	ERICK LUCAS MIZANGALA	M	44	A	45	A	49	A	37	B	39	B	39	B	253	42	A	7.5	1222.5
8	RASHID MOHAMED BHINDA	M	41	A	47	A	49	A	36	B	39	B	41	A	253	42	A	7.5	1222.5
9	JOSEPH HERMAN KIDUMBUYO	M	41	A	44	A	49	A	32	B	42	A	44	A	252	42	A	9.5	1289
10	AZIZA MUSA RWENZA	F	38	B	47	A	49	A	36	B	40	B	42	A	252	42	A	9.5	1289
11	BEN JOHN MURO	M	39	B	46	A	49	A	35	B	43	A	39	B	251	42	A	11	1353
12	VENANCE GODWIN MTALO	M	43	A	44	A	49	A	30	C	41	A	43	A	250	42	A	12	1418
13	MALOGO EMMANUEL GAO	M	42	A	45	A	49	A	29	C	45	A	35	B	245	41	A	13	1741
14	MWAMGENI MOHAMED BAKHULA	F	37	B	44	A	49	A	30	C	41	A	43	A	244	41	A	14	1805
15	TALICK YUSUPH MWANGOBOLA	M	41	A	44	A	49	A	38	B	38	B	33	B	243	41	A	16	1866
16	LOREEN FRANCIS KITAU LI	F	43	A	45	A	49	A	24	C	43	A	39	B	243	41	A	16	1866
17	PELLAGIA CLAUDE MBILIMA	F	29	C	44	A	46	A	39	B	42	A	41	A	241	40	B	17	2006.5
18	YUSUPH GOODLUCK NYEREMBE	M	35	B	45	A	49	A	29	C	39	B	43	A	240	40	B	18	2076
19	ALLAN ALATANGA MHELELA	M	44	A	44	A	47	A	33	B	37	B	34	B	239	40	B	19	2147.5
20	SARAH CHRISTIAN MWERA	F	33	B	46	A	49	A	33	B	40	B	37	B	238	40	B	20	2213
21	GLORY GABRIEL KIMAMBO	F	40	B	46	A	49	A	24	C	40	B	35	B	234	39	B	21	2482.5
22	EMMANUEL RAYMOND MBUSSA	M	38	B	48	A	48	A	30	C	34	B	35	B	233	39	B	23	2548
23	ILHAM MSHAM MAKUNGE	F	36	B	47	A	49	A	28	C	36	B	37	B	233	39	B	23	2548

INDEX	NAME	SEX	MATHEMATICS		KISWAHILI		ENGLISH		SCIENCE		SOCIAL STUDIES		CIVIC & MORAL		TOTAL	AVERAGE	OVERALL GRADE	SCH POSITION	OVERALL POSITION
24	BLESSED LORDVICK MAKYAO	F	26	C	47	A	49	A	40	B	28	C	42	A	232	39	B	24	2616
25	REGAN ROBERT MBOWE	M	33	B	45	A	49	A	31	B	40	B	33	B	231	39	B	25	2687
26	WONDER MEINRALD MTITU	M	39	B	45	A	49	A	27	C	35	B	35	B	230	38	B	27	2761.5
27	WARDA SELEMAN KIUYA	F	42	A	45	A	47	A	22	C	35	B	39	B	230	38	B	27	2761.5
28	ZULFA YUSUPH SUNGU	F	35	B	42	A	48	A	28	C	37	B	40	B	230	38	B	27	2761.5
29	SALOME OMARY MAJUJUKA	F	34	B	46	A	48	A	32	B	34	B	35	B	229	38	B	29	2836
30	IMAKULATA DAMIAN SILVANUS	F	42	A	46	A	49	A	22	C	35	B	34	B	228	38	B	30	2902.5
31	AL-FAISAL SELEMAN KHATIBU	M	34	B	47	A	48	A	28	C	36	B	34	B	227	38	B	32	2975
32	KELVIN DANFORD MAULANA	M	28	C	47	A	49	A	22	C	38	B	43	A	227	38	B	32	2975
33	SALHA SALUM HAMIS	F	32	B	42	A	46	A	32	B	37	B	38	B	227	38	B	32	2975
34	ANNASTAZIA ALBERT GANAI	F	39	B	45	A	46	A	27	C	30	C	39	B	226	38	B	34	3051
35	GILYBETHER ANTHONY MBOJE	F	34	B	46	A	49	A	28	C	42	A	26	C	225	38	B	35	3121
36	FIDELIS ALBERT GANAI	M	26	C	46	A	46	A	33	B	31	B	41	A	223	37	B	36	3250.5
37	SARAH HAJI MDOE	F	25	C	45	A	49	A	24	C	35	B	42	A	220	37	B	37	3440.5
38	VICENSIA VALENCE NGASHWEKI	F	35	B	44	A	49	A	25	C	31	B	34	B	218	36	B	38	3573.5
39	GREAT JIMMY MTUYA	F	36	B	41	A	49	A	21	C	32	B	38	B	217	36	B	39	3645
40	ZULFA ATHUMAN SAID	F	36	B	45	A	48	A	23	C	25	C	36	B	213	36	B	40	3903.5
41	NAOMI ADAM SAMBALI	F	34	B	47	A	48	A	17	D	28	C	36	B	210	35	B	42	4100.5
42	SHADYA HASSAN HARUNA	F	40	B	46	A	49	A	21	C	21	C	33	B	210	35	B	42	4100.5
43	HIGHNESS GASPAS GERALD	F	30	C	45	A	49	A	24	C	30	C	31	B	209	35	B	43	4166
44	MATHEW EDWARD RAYA	M	27	C	47	A	49	A	23	C	41	A	19	D	206	34	B	44	4337
45	ALLEN ALPHONCE SIRIWA	M	30	C	43	A	49	A	18	D	33	B	32	B	205	34	B	46	4389

INDEX	NAME	SEX	MATHEMATICS		KISWAHILI		ENGLISH		SCIENCE		SOCIAL STUDIES		CIVIC & MORAL		TOTAL	AVERAGE	OVERALL GRADE	SCH POSITION	OVERALL POSITION
46	SARAH NATHAN MSANGI	F	21	C	47	A	49	A	19	D	31	B	38	B	205	34	B	46	4389
47	LINDA CHANDIKA DISMAS	F	20	D	43	A	49	A	24	C	37	B	26	C	199	33	B	47	4727.5
48	GENEVIEVE FLORENCE BOKE	F	31	B	42	A	47	A	17	D	27	C	31	B	195	33	B	48	4901.5
49	CATHERINE FABIAN MWAITENDA	F	23	C	44	A	49	A	17	D	28	C	24	C	185	31	B	49	5296.5
50	MARICELA GODWIN SIMBA	F	17	D	40	B	49	A	14	D	34	B	27	C	181	30	C	50	5445
51	DANIELLA DAVIES MAGONGO	F																	