
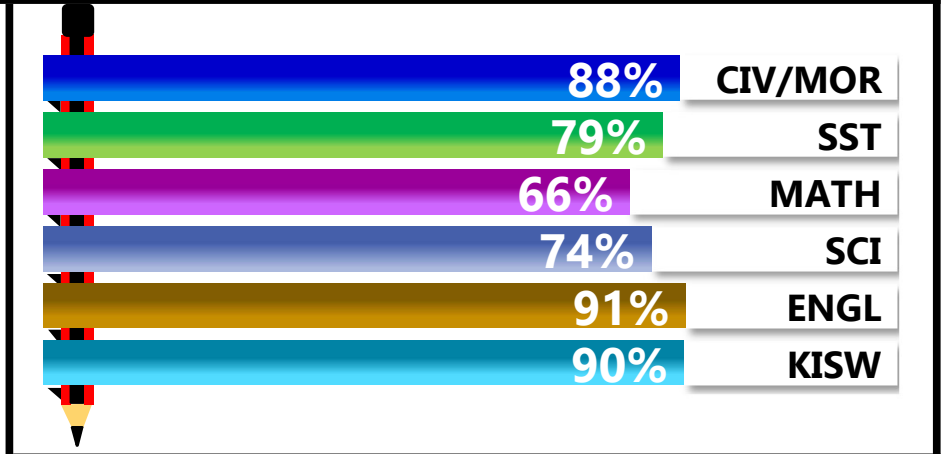
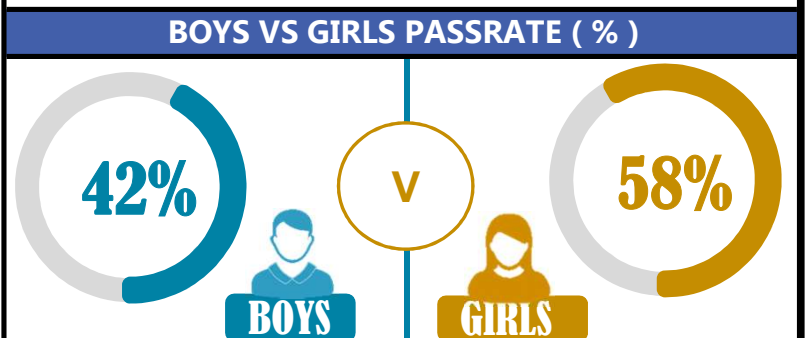
		<h1>JOYFUL</h1>			
REGION: COAST		SCHOOL AVERAGE	244.4	OVERALL GRADE	
DISTRICT: BAGAMOYO				Category	
				ABOVE 40	

SUBJECT PERFORMANCE ANALYSIS

SUBJECT NAME	AVG	%	RNK	
ENGLISH	45.6	91%	1	
KISWAHILI	45.1	90%	2	
CIVIC & MORAL	44.0	88%	3	
SOCIAL STUDIES	39.7	79%	4	
SCIENCE	37.1	74%	5	
MATHEMATICS	32.9	66%	6	
BOYS/GIRLS PASS RATE		STD	AVG	%
BOYS		20	0.42	42%
GIRLS		31	0.58	58%



GRADE ANALYSIS SUMMARY					
SUBJECT NAME/GRADE	A	B	C	D	E
MATHEMATICS	8	24	15	2	0
KISWAHILI	46	3	0	0	0
ENGLISH	46	3	0	0	0
SCIENCE	16	26	6	0	0
SOCIAL STUDIES	26	19	1	3	0
CIVIC AND MORAL	40	6	2	0	0
OVERALL GRADE ANALYSIS		NO.	SEATED	%	
A	28	49	57%		
B	18		37%		
C	3		6%		
D	0	0	0%		
E	0		0%		



OVERALL PERFORMANCE ANALYSIS		
REGISTERED	51	100%
SEATED	49	96%
ABSENTEES	2	4%
PASSED	49	96%
FAILED	0	0%

INDEX	NAME	SEX	MATHEMATICS		KISWAHILI		ENGLISH		SCIENCE		SOCIAL STUDIES		CIVIC & MORAL		TOTAL	AVERAGE	OVERALL GRADE	SCH POSITION	OVERALL POSITION
1	AGAPE NOFATI NGULWA	F	48	A	48	A	48	A	41	A	48	A	48	A	281	47	A	1	299
2	WARDA SELEMAN KIUYA	F	46	A	44	A	48	A	44	A	49	A	48	A	279	47	A	2	405
3	ERICK LUCAS MIZANGALA	M	42	A	47	A	49	A	44	A	49	A	47	A	278	46	A	3	458
4	NURDIN MOHAMED KIDUNALE	M	45	A	44	A	48	A	47	A	48	A	45	A	277	46	A	4	512.5
5	TALICK YUSUPH MWANGOBOLA	M	38	B	46	A	46	A	45	A	47	A	49	A	271	45	A	5	857.5
6	ALLAN ALATANGA MHELELA	M	42	A	46	A	48	A	44	A	44	A	45	A	269	45	A	7	980
7	GILYBETHER ANTHONY MBOJE	F	38	B	46	A	49	A	44	A	45	A	47	A	269	45	A	7	980
8	LOREEN FRANCIS KITAU LI	F	44	A	44	A	49	A	39	B	45	A	48	A	269	45	A	7	980
9	JOSEPH HERMAN KIDUMBUYO	M	35	B	46	A	49	A	43	A	45	A	49	A	267	45	A	10	1100
10	REGAN ROBERT MBOWE	M	33	B	48	A	46	A	45	A	47	A	48	A	267	45	A	10	1100
11	AZIZA MUSA RWENZA	F	38	B	47	A	43	A	45	A	47	A	47	A	267	45	A	10	1100
12	RASHID MOHAMED BHINDA	M	35	B	50	A	48	A	40	B	46	A	47	A	266	44	A	12	1160
13	VENANCE GODWIN MTALO	M	41	A	45	A	47	A	43	A	46	A	42	A	264	44	A	13	1276
14	THOBIAS FRANCO NGONYANI	M	40	B	44	A	47	A	35	B	48	A	47	A	261	44	A	15	1457
15	ANGELINA GUSTAFF SHEMWETA	F	39	B	44	A	45	A	41	A	46	A	46	A	261	44	A	15	1457
16	JEREMIAH JIMMY MSAKI	M	39	B	44	A	43	A	46	A	43	A	45	A	260	43	A	17	1519
17	YUSUPH GOODLUCK NYEREMBE	M	29	C	46	A	47	A	43	A	48	A	47	A	260	43	A	17	1519
18	DANIELLA DAVIES MAGONGO	F	36	B	46	A	48	A	36	B	45	A	47	A	258	43	A	19	1645
19	GLORY EDWARD NGUYA	F	35	B	45	A	48	A	42	A	42	A	46	A	258	43	A	19	1645
20	ILHAM MSHAM MAKUNGE	F	41	A	49	A	43	A	33	B	43	A	48	A	257	43	A	21	1705.5
21	MWAMGENI MOHAMED BAKHULA	F	37	B	42	A	48	A	40	B	44	A	46	A	257	43	A	21	1705.5
22	SARAH CHRISTIAN MWERA	F	33	B	45	A	49	A	38	B	44	A	48	A	257	43	A	21	1705.5
23	IMAKULATA DAMIAN SILVANUS	F	36	B	45	A	48	A	41	A	40	B	46	A	256	43	A	23	1766

INDEX	NAME	SEX	MATHEMATICS		KISWAHILI		ENGLISH		SCIENCE		SOCIAL STUDIES		CIVIC & MORAL		TOTAL	AVERAGE	OVERALL GRADE	SCH POSITION	OVERALL POSITION
24	SALOME OMARY MAJUJUKA	F	34	B	49	A	47	A	36	B	40	B	49	A	255	43	A	25	1826
25	VICENSIA VALENCE NGASHWEKI	F	34	B	48	A	47	A	38	B	40	B	48	A	255	43	A	25	1826
26	BEN JOHN MURO	M	37	B	46	A	43	A	39	B	42	A	43	A	250	42	A	26	2082.5
27	GLORY GABRIEL KIMAMBO	F	34	B	47	A	47	A	37	B	37	B	46	A	248	41	A	27	2201.5
28	ZULFA YUSUPH SUNGU	F	33	B	47	A	47	A	40	B	35	B	44	A	246	41	A	28	2308
29	SHADYA HASSAN HARUNA	F	27	C	47	A	47	A	37	B	35	B	46	A	239	40	B	29	2626
30	AL-FAISAL SELEMAN KHATIBU	M	28	C	46	A	46	A	31	B	45	A	42	A	238	40	B	30	2673
31	MALOGO EMMANUEL GAO	M	22	C	47	A	48	A	33	B	45	A	42	A	237	40	B	32	2711.5
32	PELLAGIA CLAUDE MBILIMA	F	27	C	46	A	46	A	37	B	35	B	46	A	237	40	B	32	2711.5
33	WONDER MEINRALD MTITU	M	24	C	41	A	41	A	40	B	43	A	47	A	236	39	B	34	2741
34	SARAH HAJI MDOE	F	30	C	46	A	47	A	35	B	34	B	44	A	236	39	B	34	2741
35	ALLEN ALPHONCE SIRIWA	M	31	B	45	A	42	A	40	B	32	B	37	B	227	38	B	35	3095.5
36	KELVIN DANFORD MAULANA	M	26	C	45	A	42	A	33	B	37	B	43	A	226	38	B	37	3138
37	HIGHNESS GASPARD GERALD	F	23	C	47	A	43	A	33	B	38	B	42	A	226	38	B	37	3138
38	ZULFA ATHUMAN SAID	F	27	C	45	A	45	A	29	C	37	B	43	A	226	38	B	37	3138
39	NAOMI ADAM SAMBALI	F	35	B	44	A	42	A	28	C	33	B	43	A	225	38	B	39	3178.5
40	ANNASTAZIA ALBERT GANAI	F	29	C	45	A	37	B	32	B	40	B	40	B	223	37	B	40	3254
41	FIDELIS ALBERT GANAI	M	12	D	44	A	44	A	37	B	38	B	47	A	222	37	B	42	3299
42	GENEVIEVE FLORENCE BOKE	F	32	B	42	A	48	A	29	C	32	B	39	B	222	37	B	42	3299
43	EMMANUEL RAYMOND MBUSSA	M	23	C	47	A	44	A	34	B	36	B	37	B	221	37	B	43	3337.5
44	GREAT JIMMY MTUYA	F	32	B	42	A	48	A	27	C	27	C	44	A	220	37	B	44	3373
45	LINDA CHANDIKA DISMAS	F	30	C	39	B	45	A	27	C	32	B	43	A	216	36	B	45	3518

INDEX	NAME	SEX	MATHEMATICS		KISWAHILI		ENGLISH		SCIENCE		SOCIAL STUDIES		CIVIC & MORAL		TOTAL	AVERAGE	OVERALL GRADE	SCH POSITION	OVERALL POSITION
46	MATHEW EDWARD RAYA	M	22	C	42	A	36	B	36	B	36	B	39	B	211	35	B	46	3688.5
47	SARAH NATHAN MSANGI	F	31	B	39	B	47	A	21	C	14	D	29	C	181	30	C	47	4438.5
48	CATHERINE FABIAN MWAITENDA	F	21	C	44	A	48	A	20	D	15	D	32	B	180	30	C	48	4452
49	BLESSED LORDVICK MAKYAO	F	19	D	39	B	31	B	32	B	18	D	24	C	163	27	C	49	4668.5
50	MARICELA GODWIN SIMBA	F																	
51	SALHA SALUM HAMIS	F																	