
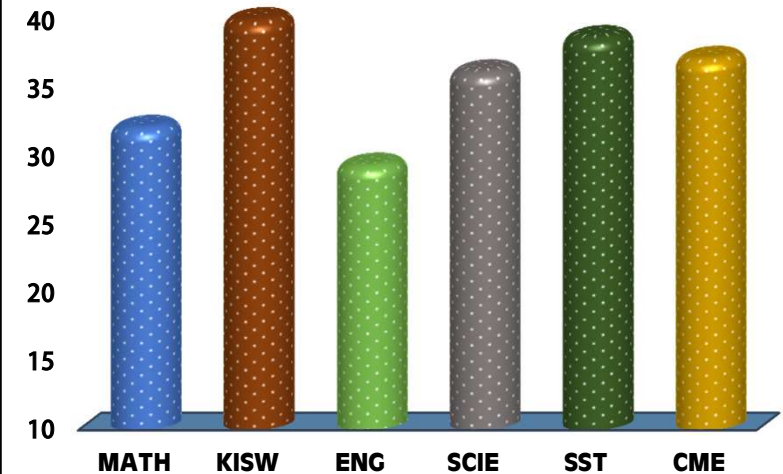
	<h1 style="margin:0;">KAGERA</h1>	
REGION: KAGERA	SCHOOL AVERAGE: 35.7	DISTRICT: BUKOBA
SUBJECT AND GRADE PERFORMANCE ANALYSIS		



SUBJECT RANKING			
KISWAHILI	40.8	82%	1
SOCIAL STUDIES	38.7	77%	2
CIVIC AND MORAL EDUCATION	37.2	74%	3
SCIENCE	36.2	72%	4
MATHEMATICS	32.1	64%	5
ENGLISH	29.4	59%	6

SUBJECT GRADE ANALYSIS					
SUBJECT/GRADE	A	B	C	D	F
MATHEMATICS	4	20	18	0	0
KISWAHILI	25	17	0	0	0
ENGLISH	1	17	23	1	0
SCIENCE	9	29	4	0	0
SOCIAL STUDIES	14	27	1	0	0
CIVIC AND MORAL	7	33	2	0	0

OVERALL GRADE ANALYSIS			
A	3	42	4%
B	38		47%
C	1		1%
D	0		0%
F	0		0%

CHART SUBJECT ANALYSIS



BOYS VS GIRLS PERFORMANCE				
	SAT		SAT	TOTAL
	21		21	42
37%		35%		

SEATED	42	100%
ABSENTEES	0	0%
PASSED	42	100%
FAILED	0	0%

NO	NAME	SEX	MATH		KISW		ENG		SCI		SST		CME		TOTAL	AVG	GRADE	POS
1	JUSTUS RENATUS JOHN	M	43	A	45	A	43	A	41	A	43	A	40	B	255	42.5	A	1
2	ONESMO DOTTO FRANCIS	M	42	A	44	A	32	B	41	A	43	A	42	A	244	40.7	A	2
3	BABILI AGUSTINO BABILI	M	42	A	41	A	40	B	40	B	39	B	41	A	243	40.5	A	3
4	ALMACHIUS LWEZAURA ALFERIUS	M	38	B	43	A	38	B	43	A	39	B	41	A	242	40.3	B	4.5
5	ERICK DOMINIC KYALA	M	41	A	45	A	36	B	39	B	38	B	43	A	242	40.3	B	4.5
6	NASTONI AGUSTINO SOKULU	M	37	B	46	A	38	B	38	B	40	B	42	A	241	40.2	B	7
7	INYASI KAWALA KODI	M	38	B	43	A	36	B	42	A	40	B	42	A	241	40.2	B	7
8	DOREEN ANGEL GERVAZI	F	38	B	41	A	36	B	44	A	43	A	39	B	241	40.2	B	7
9	CHRISTINA ROGERS MATINDA	F	38	B	44	A	32	B	41	A	43	A	39	B	237	39.5	B	9
10	KULWA RENATUS FRANCIS	M	34	B	42	A	37	B	40	B	37	B	43	A	233	38.8	B	10
11	BRAITON SHUKURU JACKSON	M	34	B	42	A	34	B	43	A	42	A	36	B	231	38.5	B	11.5
12	JACKLINE GREGORY NYIMBO	F	35	B	43	A	35	B	42	A	40	B	36	B	231	38.5	B	11.5
13	ELIVIS EVODIUS JOSEPH	M	35	B	44	A	32	B	39	B	40	B	39	B	229	38.2	B	13
14	DATIVA BRIGHTON KOKWENDA	F	28	C	45	A	30	C	41	A	46	A	38	B	228	38.0	B	14
15	ALINDA GROLIA RWEYEMAMU	F	32	B	41	A	33	B	37	B	43	A	38	B	224	37.3	B	15
16	JOVITHA GEOFREY PASTORY	F	35	B	41	A	30	C	36	B	45	A	36	B	223	37.2	B	16
17	PROSCOVIOUS ERENEST KABALE	M	37	B	43	A	29	C	35	B	42	A	36	B	222	37.0	B	17
18	HUSSENI HASHIMU SELESTIN	M	33	B	40	B	27	C	38	B	42	A	40	B	220	36.7	B	18.5
19	FRANSIS FREDRICK MONDEST	M	34	B	36	B	35	B	37	B	39	B	39	B	220	36.7	B	18.5
20	IBRAHIM ALAWI MWINYI	M	34	B	42	A	32	B	33	B	42	A	36	B	219	36.5	B	20
21	FROLENTINA FREDERICK VEDASTO	F	37	B	44	A	28	C	37	B	41	A	31	B	218	36.3	B	21.5
22	SUZANA JEREMIAH MADAHA	F	33	B	38	B	34	B	36	B	41	A	36	B	218	36.3	B	21.5
23	OSKA NKAMUABWA DICKSON	M	35	B	43	A	31	B	36	B	34	B	33	B	212	35.3	B	23
24	RAHMA TITIWA RAMADHAN	F	29	C	39	B	27	C	35	B	36	B	40	B	206	34.3	B	24
25	TUNU SAIDI ABDALLAH	F	30	C	41	A	23	C	37	B	35	B	37	B	203	33.8	B	25

NO	NAME	SEX	MATH		KISW		ENG		SCI		SST		CME		TOTAL	AVG	GRADE	POS
26	DENIS MUTWAZI KAGWA	M	31	B	36	B	25	C	37	B	37	B	36	B	202	33.7	B	26.5
27	JACKLINE NIWAEL JOHNSON	F	28	C	38	B	24	C	32	B	43	A	37	B	202	33.7	B	26.5
28	VALENCE ALISTIDES JUMA	M	29	C	40	B	23	C	36	B	35	B	37	B	200	33.3	B	28.5
29	AJIATH NURU SAJIDU	F	28	C	40	B	28	C	30	C	37	B	37	B	200	33.3	B	28.5
30	EDITHA AJUNA GIDION	F	27	C	42	A	25	C	35	B	37	B	32	B	198	33.0	B	30
31	ALISIA EDWIN STORICK	F	26	C	38	B	23	C	34	B	40	B	36	B	197	32.8	B	31
32	PRISCA PASTORY	F	32	B	38	B	21	C	33	B	37	B	35	B	196	32.7	B	32
33	LIGHTINESS MUGANYIZI WILLIAMU	F	21	C	37	B	26	C	32	B	38	B	40	B	194	32.3	B	33.5
34	REHEMA MWANASHA JACKSON	F	25	C	43	A	26	C	34	B	31	B	35	B	194	32.3	B	33.5
35	IVAN PROCESS MUTUTA	M	29	C	39	B	24	C	28	C	36	B	36	B	192	32.0	B	35.5
36	REGINA JORAMU NCHURILA	F	28	C	35	B	22	C	33	B	35	B	39	B	192	32.0	B	35.5
37	ELIUD JOSEPHAT ADELINO	M	30	C	42	A	25	C	34	B	30	C	30	C	191	31.8	B	37
38	ELVINE AGONZA KABWERA	M	26	C	40	B	24	C	29	C	33	B	36	B	188	31.3	B	38
39	KALEN NYAMWIZA LEONARD	F	26	C	37	B	23	C	32	B	38	B	31	B	187	31.2	B	39
40	HASINA HASSAN BURUHAN	F	25	C	37	B	20	D	31	B	38	B	35	B	186	31.0	B	40
41	ESTHA THEONEST JOSEPH	F	21	C	36	B	25	C	28	C	35	B	38	B	183	30.5	B	41
42	JOVIN JECKONIA LAZARO	M	25	C	41	A	21	C	31	B	32	B	28	C	178	29.7	C	42