
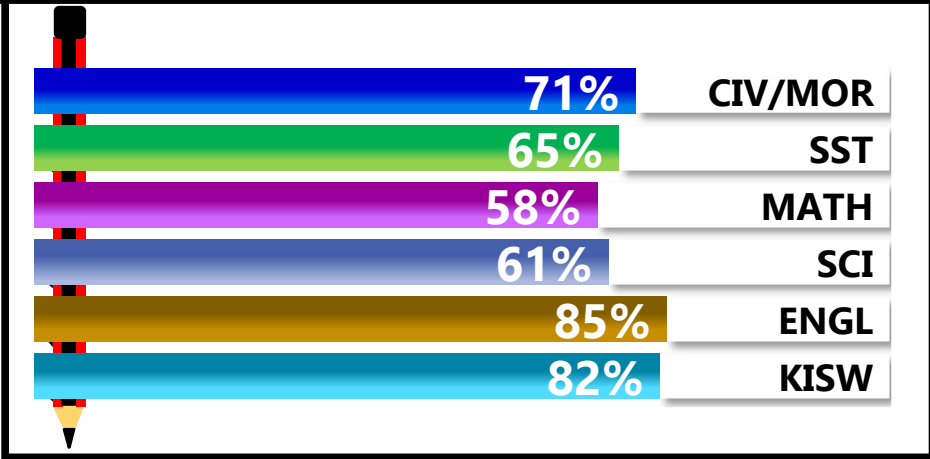
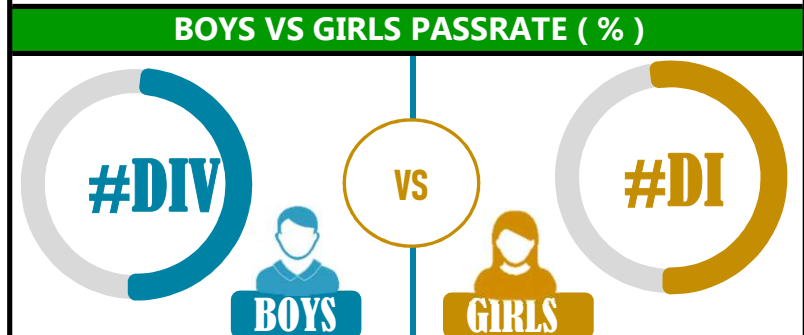
		<h1>KAMO</h1>			
REGION: DAR ES SALAAM		<b>SCHOOL AVERAGE</b>	<b>210.9</b>	OVERALL GRADE	
DISTRICT: TEMEKE				CATEGORY	

## SUBJECT PERFORMANCE ANALYSIS

SUBJECT NAME	AVG	%	RNK
ENGLISH	42.5	85%	1
KISWAHILI	40.8	82%	2
CIVIC & MORAL	35.5	71%	3
SOCIAL STUDIES	32.5	65%	4
SCIENCE	30.7	61%	5
MATHEMATICS	28.9	58%	6
BOYS/GIRLS PASS RATE	STD	AVG	%
BOYS	21	0.48	48%
GIRLS	24	0.52	52%



GRADE ANALYSIS SUMMARY					
SUBJECT NAME/GRADE	A	B	C	D	E
MATHEMATICS	7	14	12	9	2
KISWAHILI	30	14	0	0	0
ENGLISH	32	12	0	0	0
SCIENCE	3	22	15	4	0
SOCIAL STUDIES	6	23	13	2	0
CIVIC AND MORAL	11	23	8	1	0



OVERALL GRADE ANALYSIS	NO.	SEATED	%
A	8	44	18%
B	29		66%
C	7		16%
D	0	0	0%
E	0		0%

OVERALL PERFORMANCE ANALYSIS		
REGISTERED	45	100%
SEATED	44	98%
ABSENTEES	1	2%
PASSED	44	98%
FAILED	0	0%

INDEX	NAME	SEX	MATHEMATICS	KISWAHILI	ENGLISH	SCIENCE	SOCIAL STUDIES	CIVIC & MORAL	TOTAL	AVERAGE	OVERALL GRADE	SCH POSITION	OVERALL POSITION						
1	ISMAIL ABDILLAH MZEE	M	45	A	42	A	48	A	41	A	40	B	45	A	261	44	A	1	757.5
2	ADAM GABRIEL MWAMAGEMO	M	43	A	41	A	44	A	44	A	41	A	44	A	257	43	A	2	985.5
3	HASSAN AHMED MATTANGA	M	40	B	41	A	48	A	39	B	43	A	41	A	252	42	A	3	1289
4	PETER MARK SILAYO	M	45	A	42	A	46	A	35	B	41	A	41	A	250	42	A	4	1418
5	MARK CHRISTOPHER EDWAR	M	44	A	44	A	48	A	41	A	33	B	37	B	247	41	A	5	1613
6	OTHMARY LUCIUS MWAGENI	M	41	A	43	A	48	A	37	B	34	B	43	A	246	41	A	6	1676
7	MARIAM ABUBAKARI HABIBU	F	38	B	40	B	47	A	35	B	41	A	43	A	244	41	A	7.5	1805
8	SALOME MWOMBEMI NDYAI	F	39	B	43	A	45	A	36	B	41	A	40	B	244	41	A	7.5	1805
9	ISAACK KIZA MLEZI	M	42	A	43	A	44	A	32	B	39	B	42	A	242	40	B	9	1935
10	AZIZA RAMADHANI DEBEN	F	35	B	44	A	47	A	36	B	38	B	41	A	241	40	B	10	2006.5
11	ELVIS JOSEPH MLEMBA	M	35	B	42	A	45	A	33	B	37	B	46	A	238	40	B	11	2213
12	SHARIFU SAID SALIM	M	38	B	43	A	38	B	37	B	41	A	39	B	236	39	B	13	2347
13	NAOMI CHARLES CHIBWAYE	F	42	A	46	A	45	A	32	B	36	B	35	B	236	39	B	13	2347
14	BLESSING JAMES SAGARA	F	31	B	44	A	44	A	40	B	32	B	42	A	233	39	B	14	2548
15	ABDULRAHMAN KHALID SIAFU	M	34	B	42	A	45	A	38	B	31	B	39	B	229	38	B	15	2836
16	CARRYN EMMANUEL GAKWAYI	F	32	B	40	B	47	A	32	B	34	B	42	A	227	38	B	16	2975
17	ROSEMARY AUGUSTINO ATHUN	F	40	B	43	A	40	B	33	B	32	B	37	B	225	38	B	17	3121
18	KHAUTHAR MINJUMA KUCHIMBA	F	34	B	42	A	44	A	33	B	36	B	33	B	222	37	B	18	3309
19	FRIDOLYNE MULASHANI GABAGA	M	31	B	41	A	45	A	36	B	33	B	35	B	221	37	B	19	3371.5
20	JONATHAN MARCO MASSAWE	M	23	C	43	A	42	A	35	B	40	B	35	B	218	36	B	20	3573.5
21	ABDULRAHIM ISMAIL MKUNDI	M	31	B	34	B	47	A	32	B	39	B	34	B	217	36	B	22	3645
22	KHADIJA MOHAMMED HEGGA	F	26	C	42	A	45	A	29	C	33	B	42	A	217	36	B	22	3645
23	ABDALLAH MWARAMI HAMISI	M	25	C	44	A	42	A	35	B	31	B	36	B	213	36	B	23	3903.5

INDEX	NAME	SEX	MATHEMATICS		KISWAHILI		ENGLISH		SCIENCE		SOCIAL STUDIES		CIVIC & MORAL		TOTAL	AVERAGE	OVERALL GRADE	SCH POSITION	OVERALL POSITION
24	RAHMA OMARI KWENGU	F	30	C	45	A	42	A	25	C	32	B	36	B	210	35	B	24	4100.5
25	BERNAD DOMINIC MNALI	M	36	B	35	B	39	B	27	C	34	B	38	B	209	35	B	25	4166
26	ILHAM MAANYA MAANYA	F	30	C	41	A	46	A	31	B	30	C	30	C	208	35	B	26	4228.5
27	ISIHAKA MIRAJI MSANGI	M	23	C	41	A	41	A	30	C	28	C	40	B	203	34	B	27	4501
28	JESCAR EDGER MALIYATABU	F	22	C	42	A	43	A	31	B	32	B	32	B	202	34	B	28	4558
29	ABU NASSORO BATA	M	21	C	43	A	43	A	31	B	24	C	36	B	198	33	B	29	4770
30	SALOME ELIYA WILLIAM	F	21	C	41	A	42	A	30	C	28	C	35	B	197	33	B	30	4819
31	ADAM BASHIRU NANYONGA	M	23	C	41	A	39	B	23	C	29	C	36	B	191	32	B	32	5068.5
32	NEEMA FRED MBWILO	F	28	C	45	A	35	B	23	C	26	C	34	B	191	32	B	32	5068.5
33	VIOLA KUSIRIE MAKERE	F	20	D	39	B	41	A	29	C	33	B	29	C	191	32	B	32	5068.5
34	PRECIOUS SIMON MULANGILA	F	12	D	44	A	42	A	29	C	26	C	35	B	188	31	B	34	5183.5
35	JACQUELINE ARCADIUS SAMKY	F	19	D	39	B	39	B	28	C	29	C	33	B	187	31	B	35	5223
36	SANDLAH KHUSSEIN MWIN	F	20	D	41	A	37	B	25	C	34	B	28	C	185	31	B	36	5296.5
37	THRAYEE HATIBU RASHID	F	20	D	37	B	45	A	25	C	24	C	32	B	183	31	B	37	5372.5
38	YUSUFU MALIK KAIMU	M	20	D	36	B	32	B	28	C	33	B	33	B	182	30	C	38	5413
39	SHADYA RASHID JUMA	F	24	C	34	B	41	A	22	C	29	C	28	C	178	30	C	39	5546
40	MARIAM SAID HASSAN	F	19	D	35	B	37	B	24	C	25	C	19	D	159	27	C	40	6021.5
41	JOSELYNE CHRISTOPHER RWEZAU	F	18	D	39	B	39	B	19	D	18	D	25	C	158	26	C	41	6042.5
42	AMIR ATHUMAN MBWANA	M	9	E	39	B	45	A	16	D	26	C	22	C	157	26	C	42	6062.5
43	NADYA OMARY KIMBUKWA	F	12	D	38	B	36	B	17	D	26	C	24	C	153	26	C	43	6133
44	CLENZENSIA GEOFREY NSHEKANO	F	10	E	33	B	34	B	15	D	16	D	27	C	135	23	C	44	6372
45	MALKI ABDALLAH MKANDA	M																	