
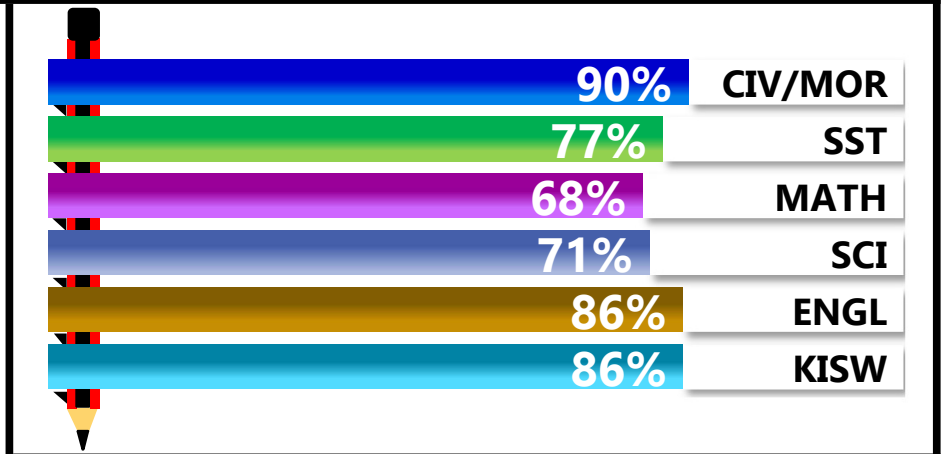
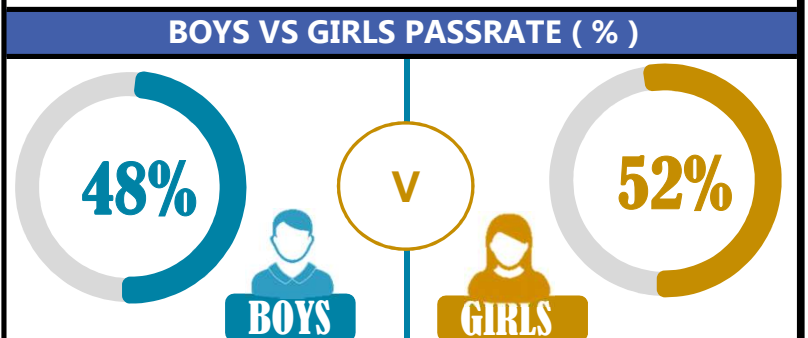
		<h1>KAMO</h1>			
REGION: DAR ES SALAAM		SCHOOL AVERAGE	239.3	OVERALL GRADE	
DISTRICT: TEMEKE				CATEGORY	
				ABOVE 40	

SUBJECT PERFORMANCE ANALYSIS

SUBJECT NAME	AVG	%	RNK
CIVIC & MORAL	44.8	90%	1
KISWAHILI	43.2	86%	2
ENGLISH	43.2	86%	3
SOCIAL STUDIES	38.4	77%	4
SCIENCE	35.5	71%	5
MATHEMATICS	34.2	68%	6
BOYS/GIRLS PASS RATE	STD	AVG	%
BOYS	21	0.48	48%
GIRLS	24	0.52	52%



GRADE ANALYSIS SUMMARY					
SUBJECT NAME/GRADE	A	B	C	D	E
MATHEMATICS	13	18	9	5	0
KISWAHILI	39	6	0	0	0
ENGLISH	32	12	1	0	0
SCIENCE	16	17	9	0	0
SOCIAL STUDIES	21	16	7	1	0
CIVIC AND MORAL	38	5	1	0	0
OVERALL GRADE ANALYSIS	NO.	SEATED	%		
A	25	45	56%		
B	15		33%		
C	5		11%		
D	0	0	0%		
E	0		0%		



OVERALL PERFORMANCE ANALYSIS		
REGISTERED	45	100%
SEATED	45	100%
ABSENTEES	0	0%
PASSED	45	100%
FAILED	0	0%

INDEX	NAME	SEX	MATHEMATICS		KISWAHILI		ENGLISH		SCIENCE		SOCIAL STUDIES		CIVIC & MORAL		TOTAL	AVERAGE	OVERALL GRADE	SCH POSITION	OVERALL POSITION
1	MARIAM ABUBAKARI HABIBU	F	45	A	46	A	50	A	46	A	47	A	47	A	281	47	A	1.5	299
2	SALOME MWOMBEKI NDYAMUKA	F	46	A	46	A	49	A	43	A	48	A	49	A	281	47	A	1.5	299
3	PETER MARK SILAYO	M	48	A	43	A	50	A	43	A	48	A	48	A	280	47	A	3	350
4	ISMAIL ABDILLAH MZEE	M	50	A	45	A	47	A	43	A	47	A	47	A	279	47	A	4.5	405
5	MARK CHRISTOPHER EDWARD	M	48	A	46	A	48	A	46	A	43	A	48	A	279	47	A	4.5	405
6	ADAM GABRIEL MWAMAGEMO	M	48	A	42	A	47	A	44	A	46	A	48	A	275	46	A	6	626.5
7	ISAACK KIZA MLEZI	M	43	A	45	A	48	A	45	A	41	A	50	A	272	45	A	7.5	796.5
8	AZIZA RAMADHANI DEBEI	F	46	A	48	A	46	A	43	A	41	A	48	A	272	45	A	7.5	796.5
9	ABDULRAHIM ISMAIL MKUNDI	M	40	B	47	A	48	A	41	A	46	A	49	A	271	45	A	9	857.5
10	OTHMARY LUCIUS MWAGENI	M	42	A	42	A	47	A	42	A	45	A	49	A	267	45	A	11	1100
11	KHAUTHAR MINJUMA KUCHIMBA	F	41	A	45	A	46	A	41	A	47	A	47	A	267	45	A	11	1100
12	JESCAR EDGER MALIYATABU	F	41	A	42	A	47	A	44	A	42	A	47	A	263	44	A	13	1336.5
13	NAOMI CHARLES CHIBWAYE	F	46	A	45	A	46	A	36	B	43	A	47	A	263	44	A	13	1336.5
14	SHARIFU SAID SALIM	M	40	B	44	A	43	A	40	B	45	A	49	A	261	44	A	14	1457
15	FRIDOLYNE MULASHANI GABAGA	M	38	B	45	A	45	A	43	A	41	A	48	A	260	43	A	16	1519
16	ROSEMARY AUGUSTINO ATHUN	F	39	B	47	A	46	A	39	B	43	A	46	A	260	43	A	16	1519
17	ABDULRAHMAN KHALID SIAFU	M	41	A	42	A	42	A	38	B	46	A	50	A	259	43	A	18	1584
18	ELVIS JOSEPH MLEMBA	M	39	B	41	A	44	A	42	A	44	A	49	A	259	43	A	18	1584
19	HASSAN AHMED MATTANGA	M	38	B	44	A	50	A	44	A	36	B	45	A	257	43	A	19	1705.5
20	CARRYN EMMANUEL GAKWA	F	34	B	45	A	45	A	38	B	45	A	48	A	255	43	A	20	1826
21	ILHAM MAANYA MAANYA	F	39	B	44	A	49	A	35	B	39	B	46	A	252	42	A	21	1983
22	KHADIJA MOHAMMED HEGGA	F	33	B	45	A	45	A	38	B	42	A	47	A	250	42	A	22	2082.5
23	RAHMA OMARI KWENGU	F	36	B	47	A	42	A	39	B	40	B	45	A	249	42	A	23	2144

INDEX	NAME	SEX	MATHEMATICS		KISWAHILI		ENGLISH		SCIENCE		SOCIAL STUDIES		CIVIC & MORAL		TOTAL	AVERAGE	OVERALL GRADE	SCH POSITION	OVERALL POSITION
24	BLESSING JAMES SAGARA	F	36	B	45	A	44	A	39	B	40	B	44	A	248	41	A	24	2201.5
25	ABDALLAH MWARAMI HAMISI	M	30	C	44	A	41	A	41	A	44	A	46	A	246	41	A	25	2308
26	JACQUELINE ARCADIUS SAMKY	F	38	B	44	A	40	B	35	B	36	B	45	A	238	40	B	26	2673
27	ISIHAKA MIRAJI MSANGI	M	31	B	44	A	39	B	38	B	39	B	45	A	236	39	B	27	2741
28	JONATHAN MARCO MASSAWE	M	30	C	45	A	37	B	37	B	38	B	47	A	234	39	B	28	2818
29	PRECIOUS SIMON MULANGILA	F	28	C	43	A	47	A	32	B	34	B	46	A	230	38	B	29	2986
30	ADAM BASHIRU NANYONGA	M	33	B	46	A	44	A	26	C	35	B	45	A	229	38	B	30	3022
31	MALKI ABDALLAH MKANDA	M	32	B	43	A	44	A	29	C	39	B	41	A	228	38	B	31	3054
32	ABU NASSORO BATA	M	32	B	45	A	38	B	31	B	35	B	45	A	226	38	B	32	3138
33	NEEMA FRED MBWILO	F	34	B	41	A	41	A	29	C	35	B	43	A	223	37	B	33	3254
34	SALOME ELIYA WILLIAM	F	26	C	47	A	47	A	23	C	32	B	45	A	220	37	B	34	3373
35	VIOLA KUSIRIE MAKERE	F	17	D	43	A	45	A	33	B	40	B	41	A	219	37	B	35	3412
36	SANDLAH KHUSSEIN MWILO	F	26	C	41	A	36	B	35	B	35	B	43	A	216	36	B	36	3518
37	SHADYA RASHID JUMA	F	33	B	45	A	38	B	28	C	26	C	42	A	212	35	B	37	3657
38	YUSUFU MALIK KAIMU	M	25	C	42	A	41	A	31	B	29	C	41	A	209	35	B	38	3750
39	THRAYEE HATIBU RASHID	F	23	C	39	B	40	B	26	C	25	C	45	A	198	33	B	39	4067
40	NADYA OMARY KIMBUKWA	F	13	D	41	A	34	B	25	C	33	B	40	B	186	31	B	40	4346.5
41	JOSELYNE CHRISTOPHER RWEZAU	F	26	C	38	B	39	B	20	D	29	C	30	C	182	30	C	41	4422.5
42	BERNAD DOMINIC MNALI	M	23	C	37	B	30	C	26	C	27	C	38	B	181	30	C	42	4438.5
43	MARIAM SAID HASSAN	F	16	D	37	B	39	B	24	C	25	C	35	B	176	29	C	43	4517
44	AMIR ATHUMAN MBWANA	M	15	D	34	B	38	B	16	D	28	C	34	B	165	28	C	44	4649
45	CLENZENSIA GEOFREY NSHEKANC	F	13	D	35	B	32	B	20	D	18	D	36	B	154	26	C	45	4758.5