
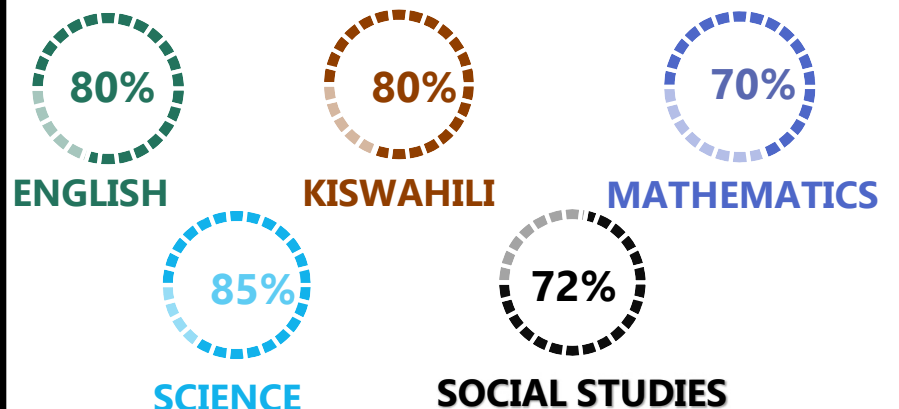


		<b>KARUME</b>																												
<b>REGION: KAGERA</b>		<b>SCHOOL AVERAGE: 193.2</b>			<b>BAND 3</b>																									
<b>DISTRICT: BUKOBA</b>					<b>CATEGORY ABOVE 40</b>																									
<b>SUBJECT PERFORMANCE ANALYSIS</b>																														
<table border="1"> <thead> <tr> <th>SUBJECT NAME</th> <th>AVG</th> <th>%</th> <th>RNK</th> </tr> </thead> <tbody> <tr> <td>SCIENCE</td> <td>42.4</td> <td>85%</td> <td>1</td> </tr> <tr> <td>KISWAHILI</td> <td>40.2</td> <td>80%</td> <td>2</td> </tr> <tr> <td>ENGLISH</td> <td>39.8</td> <td>80%</td> <td>3</td> </tr> <tr> <td>SOCIAL STUDIES</td> <td>35.9</td> <td>72%</td> <td>4</td> </tr> <tr> <td>MATHEMATICS</td> <td>34.8</td> <td>70%</td> <td>5</td> </tr> </tbody> </table>				SUBJECT NAME	AVG	%	RNK	SCIENCE	42.4	85%	1	KISWAHILI	40.2	80%	2	ENGLISH	39.8	80%	3	SOCIAL STUDIES	35.9	72%	4	MATHEMATICS	34.8	70%	5			
SUBJECT NAME	AVG	%	RNK																											
SCIENCE	42.4	85%	1																											
KISWAHILI	40.2	80%	2																											
ENGLISH	39.8	80%	3																											
SOCIAL STUDIES	35.9	72%	4																											
MATHEMATICS	34.8	70%	5																											
<table border="1"> <thead> <tr> <th>BOYS/GIRLS PASS RATE</th> <th>STD</th> <th>AVG</th> <th>%</th> </tr> </thead> <tbody> <tr> <td>BOYS</td> <td>27</td> <td>0.44</td> <td>44%</td> </tr> <tr> <td>GIRLS</td> <td>38</td> <td>0.56</td> <td>56%</td> </tr> </tbody> </table>				BOYS/GIRLS PASS RATE	STD	AVG	%	BOYS	27	0.44	44%	GIRLS	38	0.56	56%															
BOYS/GIRLS PASS RATE	STD	AVG	%																											
BOYS	27	0.44	44%																											
GIRLS	38	0.56	56%																											
<b>GRADE ANALYSIS SUMMARY</b>																														
SUBJECT NAME/GRADE		A	B	C	D	E																								
MATHEMATICS		25	17	22	1	0																								
KISWAHILI		35	28	2	0	0																								
ENGLISH		33	29	3	0	0																								
SCIENCE		45	14	6	0	0																								
SOCIAL STUDIES		17	34	11	3	0																								
OVERALL GRADE ANALYSIS		NO.	SEATED	%																										
41- 45		32	65	49%																										
30.5 - 40		25		38%																										
20.5 - 30		8		12%																										
10.5 - 20		0	0	0%																										
0- 10		0		0%																										
<b>BOYS VS GIRLS PASSRATE (%)</b>																														
 <b>BOYS</b>		<b>44%</b>			 <b>GIRLS</b>																									
					<b>56%</b>																									
<b>OVERALL PERFORMANCE ANALYSIS</b>																														
REGISTERED	65	100%																												
SEATED	65	100%																												
ABSENTEES	0	0%																												
PASSED	65	100%																												
FAILED	0	0%																												
SCHOOL POSITION	22																													
TOTAL SCHOOLS	52																													

INDEX	NAME	SEX	MATHEMATICS		KISWAHILI		ENGLISH		SCIENCE		SOCIAL STUDIES		TOTAL	AVERAGE	OVR GRADE	SCH POSITION	OVERALL POSITION
1	VICTOR EDGAR LYOMBO	M	50	A	47	A	50	A	50	A	46	A	243	49	A	1	16.5
2	NELEUS MAGNUS KAZINGO	M	49	A	48	A	48	A	48	A	47	A	240	48	A	2	32
3	ALLAN TALEMWA ADOLF	M	45	A	45	A	50	A	50	A	44	A	234	47	A	3	135.5
4	AIDAN ROBERT MASOLWA	M	44	A	44	A	45	A	48	A	46	A	227	45	A	4.5	463.5
5	DATIVA AINEKISHA GODWIN	F	45	A	46	A	46	A	50	A	40	B	227	45	A	4.5	463.5
6	NAWAZ AMRAN SULEIMAN	M	45	A	41	A	48	A	49	A	42	A	225	45	A	6.5	592
7	JORIN ATUGONZA PASTORY	F	47	A	44	A	44	A	48	A	42	A	225	45	A	6.5	592
8	NICKSON MUSHOBOZI AARON	M	44	A	44	A	43	A	49	A	44	A	224	45	A	8	671
9	MOHAMED MWINYIHERI MWINYI	M	44	A	42	A	44	A	49	A	44	A	223	45	A	9	745.5
10	SAFINA JAMAL MOHAMED	F	42	A	45	A	42	A	49	A	43	A	221	44	A	10.5	883.5
11	SUZAN AJUNA AMON	F	41	A	44	A	45	A	47	A	44	A	221	44	A	10.5	883.5
12	EDMUND CHARLES MWEBEYA	M	43	A	44	A	44	A	48	A	41	A	220	44	A	12	952.5
13	BENEDECT JASPER JOEL	M	42	A	44	A	46	A	47	A	40	B	219	44	A	13	1020
14	ANGELA DOMITIAN THEONEST	F	38	B	45	A	45	A	49	A	41	A	218	44	A	14.5	1088.5
15	CESILIA AGONZA MUTAGAHYWA	F	44	A	44	A	45	A	48	A	37	B	218	44	A	14.5	1088.5
16	JASTIN HURUMA MARIUS	M	42	A	39	B	45	A	49	A	41	A	216	43	A	17.5	1221
17	NELSON RUTAKINIKWA CHARLES	M	44	A	43	A	39	B	50	A	40	B	216	43	A	17.5	1221
18	SHALOM BARAKA MSHINDI	M	41	A	41	A	41	A	50	A	43	A	216	43	A	17.5	1221
19	FRIDA FILBERT NYAMULEHA	F	38	B	45	A	44	A	47	A	42	A	216	43	A	17.5	1221
20	CATHERINE BARAKA STEPHEN	F	41	A	42	A	46	A	49	A	37	B	215	43	A	20.5	1289
21	SAUMU NSHEKIBWEKI JAWADU	F	42	A	46	A	44	A	49	A	34	B	215	43	A	20.5	1289
22	KEFLIN SHIMO KASHETO	F	42	A	45	A	39	B	47	A	40	B	213	43	A	22.5	1426.5
23	LOYCE BYERA RUGEMELA	F	37	B	44	A	45	A	47	A	40	B	213	43	A	22.5	1426.5
24	ANUCIATHA ADAM ANATORY	F	44	A	40	B	40	B	47	A	39	B	210	42	A	24	1639.5
25	GIDEON LUGAGE MUSIGULA	M	40	B	43	A	37	B	49	A	39	B	208	42	A	25	1771.5

INDEX	NAME	SEX	MATHEMATICS		KISWAHILI		ENGLISH		SCIENCE		SOCIAL STUDIES		TOTAL	AVERAGE	OVR GRADE	SCH POSITION	OVERALL POSITION
26	HAFIDHU ABBAS ABDUL	M	31	B	44	A	46	A	47	A	39	B	207	41	A	27	1843.5
27	IRENEO FORTUNATUS KAKULA	M	36	B	42	A	46	A	46	A	37	B	207	41	A	27	1843.5
28	IVAN VIVIANO MUSIGULA	M	38	B	40	B	45	A	44	A	40	B	207	41	A	27	1843.5
29	BEATRICE KEDMON MWAGOWA	F	41	A	40	B	40	B	46	A	38	B	205	41	A	29.5	1973
30	PETRA KOKUHUMULIZA PROJESTUS	F	41	A	44	A	35	B	46	A	39	B	205	41	A	29.5	1973
31	NILHAM SADATH KATAKWEBA	F	38	B	44	A	36	B	46	A	40	B	204	41	A	31.5	2037
32	RITHA NAMALA STEPHEN	F	38	B	38	B	44	A	48	A	36	B	204	41	A	31.5	2037
33	DOREEN GEORGE BAISI	F	32	B	47	A	41	A	42	A	40	B	202	40	B	33	2176.5
34	LYDIA CYRIACUS STANSLAUS	F	38	B	43	A	38	B	45	A	34	B	198	40	B	34	2436
35	DEVOTHA ARCHADIUS MUGISHA	F	32	B	41	A	39	B	45	A	39	B	196	39	B	35	2555
36	AVELINUS MUGISHA STEPHEN	M	43	A	37	B	41	A	40	B	32	B	193	39	B	36.5	2725
37	TRUST JONAS RUPEPO	M	36	B	42	A	35	B	46	A	34	B	193	39	B	36.5	2725
38	JOSEPHAT KULWA JOSEPH	M	35	B	40	B	36	B	43	A	38	B	192	38	B	38	2777.5
39	RENATHA DAMIAN GODALD	F	30	C	37	B	47	A	42	A	34	B	190	38	B	39	2884
40	BRIAN MWESIGE BARONGO	M	35	B	35	B	40	B	41	A	36	B	187	37	B	41	3046
41	JABIRY JUMANNE JUMA	M	41	A	35	B	31	B	42	A	38	B	187	37	B	41	3046
42	LISA AMALA KAMAZIMA	F	32	B	37	B	42	A	40	B	36	B	187	37	B	41	3046
43	DENIS ERICK PIMA	M	25	C	39	B	35	B	45	A	41	A	185	37	B	43	3166
44	SHAKIRA RUGIMBANA HASSAN	F	29	C	41	A	41	A	42	A	30	C	183	37	B	44	3271
45	DAINES KOKUTONA DANSAN	F	31	B	36	B	36	B	46	A	32	B	181	36	B	45.5	3377
46	NEEMA SHIMO KASHETO	F	26	C	42	A	35	B	41	A	37	B	181	36	B	45.5	3377
47	DOREEN KOKWEMAGE ROBERT	F	25	C	38	B	40	B	43	A	28	C	174	35	B	47	3698.5
48	ROSEMARY SIMON MAKAYA	F	29	C	39	B	41	A	40	B	24	C	173	35	B	48	3744
49	EMMANUEL STENLEY MWAKABUMB	M	23	C	31	B	41	A	36	B	41	A	172	34	B	49	3787
50	MAIDA BURUANI KASSIM	F	27	C	35	B	37	B	39	B	30	C	168	34	B	50	3955

INDEX	NAME	SEX	MATHEMATICS		KISWAHILI		ENGLISH		SCIENCE		SOCIAL STUDIES		TOTAL	AVERAGE	OVR GRADE	SCH POSITION	OVERALL POSITION
51	NASSIM SALEHE NASSOR	M	23	C	37	B	41	A	27	C	36	B	164	33	B	51	4104.5
52	JUDITH KOKWONGEZA GEOFREY	F	21	C	43	A	34	B	34	B	31	B	163	33	B	52	4145
53	COLLIN RWEHUMBIZA PRUDENCE	M	25	C	45	A	32	B	32	B	28	C	162	32	B	53	4189
54	RAMADHANI ZUBERI RAMADHANI	M	21	C	33	B	37	B	35	B	35	B	161	32	B	54	4228.5
55	LOVENESS KOKUTABURULA EDIMIN	F	22	C	36	B	36	B	40	B	26	C	160	32	B	55	4263.5
56	DIANA THEODATH BWANGA	F	28	C	37	B	31	B	31	B	32	B	159	32	B	56	4295.5
57	SUMAIYA ABELA HASSAN	F	23	C	35	B	35	B	31	B	29	C	153	31	B	57	4499.5
58	CAREEN KASOGA JOSEPH	F	23	C	32	B	34	B	34	B	27	C	150	30	C	58	4600.5
59	AMINA ABUBAKARY ABBASI	F	25	C	40	B	36	B	31	B	16	D	148	30	C	59	4663
60	JONATHAN REVOCATUS ISHAMULA	M	22	C	34	B	31	B	26	C	33	B	146	29	C	60	4721.5
61	NANCY ARISTIDES MUSHESHE	F	25	C	35	B	26	C	32	B	26	C	144	29	C	61	4772.5
62	JOY IBIKA JOHANES	F	24	C	34	B	35	B	30	C	20	D	143	29	C	62	4803
63	PHILOMENA NGEMELA JOHN	F	23	C	35	B	33	B	28	C	20	D	139	28	C	63	4889.5
64	ANNETH PENDO MUSHUMBUSI	F	30	C	27	C	27	C	26	C	22	C	132	26	C	64	5023.5
65	ASANA KOKULAMUKA YUSUPH	F	20	D	30	C	29	C	22	C	26	C	127	25	C	65	5108